



The Bilge Pump

The Official Log of the Northwest R/C Ship Modelers

March 2015

Upcoming Events

March

- 5 Monthly Meeting at Galaxy Hobby 7:00 PM
- 7 Fun Float Location Bellevue Pond 9:00 to 1:00

April

- 2 Monthly Meeting at Galaxy Hobby 7:00 PM
- 4 Fun Float Location Bellevue Pond 9:00 to 1:00
- 29 SEATTLE YACHT CLUB FUN FLOAT 9AM— 4 PM

May

- 7 Monthly Meeting at Galaxy Hobby 7:00 PM
- 9 Fun Float Location Bellevue Pond 9:00 to 1:00
- 21 Coffee/fun float at Bellevue Pond 10:00—Noon

SEE PAGE 10 FOR MORE SCHEDULE INFORMATION



From the Bridge

Why do people build motel boats? There are many reasons. Some just want to touch the sea for its mystique and for our natural poetic attachment to it. After all, life formed first in the seas. Some people just want to engi-

neer something which works, something which turns left and right, speeds up or down as directed. It just WORKS and they MADE IT with their own hands! This brings up the model engineering movement in the United Kingdom. Go to the Science Museum in London, or to the Royal Model Engineer Exposition held annually in that city, and you will see the fruits of the movement started in the nineteenth century by entrepreneurs of the Industrial Revolution who employed model builders to recreate in miniature what they were producing for the world. This way, the titans of industry could operate with their own hands the fruits of their labors, in miniature.

But there are also the sailors, perhaps a majority of them, who formed bonds with the ships in which they served at one time. My late father was one of these. He bought models of the ships he served aboard, in both wartime and during peace, and never forgot them. This is also the case with some of our members. Norm Hiatt is a good example, with his scratch built USS Constellation, which he knew so well from deep within its engine rooms. Rod Bindon similarly served on this ship, and likes to see Norm's model upon the water. I spent a week sailing on this ship between the ports of San Diego and Seattle with my son. This feeling was only intensified upon seeing the ship towed from Bremerton to Texas for dismantling in recent months. All those of us who remember this gallant ship have left is Norm's model to gaze at.

(Continued on page 9)

**25 MEMBERS
HAVE NOT PAID
2015 DUES YET!
HAVE YOU?**

Send \$25 to
Ed Maurer


March Meeting	Page 2,3
Jim Sisley Memorial	Page 7
WIN A WINCH!!	Page 11
World Class Models For Sale	Page 11 & 12

Meeting March 5th - Dr Ron

Photos by Allan Wing

After a beautiful sunny day, clear skies and a large full moon **Scott Bauman** brought 23 members to order at 1900 hours. At the discretion of our commodore the meeting started with show and tell.

Scott started show and tell by displaying a motor he purchased at Goldmineelect.com for \$6 but had to pay \$7 for shipping. This motor is suitable for larger boats and runs at 3000 rpm at 12 volts and draws minimal amperage. Next, **Dave White** brought in a kit for a 1/160 scale crane barge.




Roger Lyons showed the progress he is making on a model of a 125 foot coast guard cutter. The drive mechanism and rudders are now installed. **Bob Jacobsen** showed a dock he built for the tug he bought from Phil at Expo last month which also serves as a cradle for the tug and keeps the model from tipping when traveling in his car.




Scott detailed his tale of woe concerning the ballasting of his Arleigh Burke destroyer. The plans originally called for rolls of pennies to fit in the ballast box, but he first put in strips of lead, then lead shot, both of which shifted when the boat turned, resulting in a list. He then poured paraffin over the shot but it leaked out of the box and got into the motors. After laborious removal of the wax he went back to the rolls of pennies.

Mel brought in his gorgeous model of the Sally with its new motor and completed rigging, taking care to secure it in such a way that he can remove the house without compromising the rigging. He also showed the hull he received from the UK this week which will be the start of a steam launch build. He had to get a larger hull than his usual custom in order to install the steam components. He plans to finish the model in natural wood, probably mahogany.



Pat Kinsella's first build turned out to be a spectacular model which is powered by a brushless motor and esc. He brought in a video of its performance on the pond. Some lead had to be added in the forward part of the hull to keep the nose down.

Dr. Ron brought in plans for his build of the ferry Coho and demonstrated how he took patterns off the plans for the cross sections which will be glued to plywood and providing an outline to saw out the sections which will then be glued to a building board so that planking can commence. The build will be the subject of a build log which will be submitted to our website.



Following a break **Scott** announced the success of the Monroe hobby expo and thanked all those that participated. The big news is the closure of the Bellevue pond after the 4th of July in order to complete construction of the park upgrades. Our parking areas have already been taken over so we must park in the lot just east of the usual area. Scott posted instructions on the door describing how best to access this lot.

The admiral of the Seattle Yacht Club requested we change the date of the fun float there to Wednesday the 29th of April in order to assure parking. So, plan on arriving early on for this event. This has always been one of the highlights of our fun floats. **Robert Osmond** will be planning the Springer competition which was to be held last fall but cancelled due to his unavailability. Because of the pond construction, **Mel** suggested we have our July fun float toward the end of June. Options for further fun floats and regattas were discussed with Lake Ballinger most likely being the best choice. Other sites were evaluated by **Mel and Doc** and felt that they would not meet our requirements. Scriber Lake could be an alternative but devoid of restroom facilities and beach like access.

To make the June regatta a success, **Scott** requested that new volunteers would be necessary to load and unload the truck and help with the setup. **Bob Spiger** will coordinate the food with the help of **Darlene Wing**. After the regatta, help will be needed to load the truck and to unload the truck at the storage facility. This year Tom will not be available. He has been the corner stone of our events for many years and his involvement will be surely missed. The success of our events will be compromised if there are too few willing to give a hand.

The meeting concluded at 2010.

March 7th Fun Float

Saturday dawned bright and sunny, carrying on the “good weather” tradition of former commodore **Robert Osmond**. Needless to say, **Al Kinsman** and **Bill McGee** beat the rest of us to the Bellevue Pond by about two hours. Astonishingly, the park parking lot entrance was open! It has been closed for a month or so, but was just opened early Saturday morning, so we were able to park and unload normally.



We had at least a dozen tugs on the water. Fortunately, **Roger Lyons** had brought buoys and Al a dock and barges, so we were able to do “tugboat things” to liven up the day.

We met **David Ellis** there and he watched us operate the whole day. Dave had bought a nice old fireboat from Phil Northrup at Model Expo, and Mel set him up with a new Spektrum DSM2 operating system. I think he was interested in seeing

what we did with our tugs.

It turns out that Dave is a railroad modeler, and he was already acquainted with David Green, so those two had a lot to talk about. Welcome to the club, Dave!





HAPPY BIRTHDAY DOC!



On January 24th, Dr Ron celebrated his 80th birthday. His birthday party was held at the Edmonds Yacht Club where guests were treated to a nice dinner hosted by the guest of honor. Helping Doc celebrate were a room



full of family friends and colleagues from the medical profession and of course our boat club. Many friends and family had opportunities to share their experiences with Ron. This was a great opportunity to share our appreciation for Doc's contributions to our club over the 30 years he has been a member. I had the honor of presenting Dr Ron, on behalf of the club, a well de-

served Lifetime Achievement Award for his many years of membership and great contributions to model boating and our club. *Mel Suelzle*

[Congratulations and Happy 80th DOC!](#)



NEW CLUB CALENDAR

Thanks to Dain Webster, we now have a real time club calendar on our club website. This calendar should be your go to site for the latest news on club events.

Scott and Dain can make changes that are shown on the site that you will see on the website immediately. Check it out by selecting "2015 Schedule" under the CLUB EVENTS heading on the home page.

If you think a model boating event would be of interest to other club members, submit your suggestion to Dain or Scott for adding to our calendar

Thanks to Dain and Allan for putting this together.


NEW BUILD KIT AVAILABLE



Dr Ron has recently finished building a Springer from a Zippkit. He has written a build log on how he built this Springer class tug (Tugster) manufactured by Zipp Manufacturing (Zippkits.com). These kits sell for \$29 for the basic kit and \$24 for the basic hardware set. A motor can also be purchased and I would strongly recommend a different drive coupling system. Dr Ron recommends this kit for newer members who have limited resources and experience with model boat building. Check out the build log in the Technical Library on shipmodelers.com,

This kit is truly a beginner kit manufactured with laser cut 1/8 inch plywood parts which fit perfectly. The instruction book can be viewed on the website and is quite explicit with pictures of all phases of construction. A complete list of tools and supplies is listed at the beginning of the manual.

JIM SISLEY 1924 — 2015



We are saddened by the passing of one of our members, Jim Sisley. Jim passed peacefully at home the evening of Sunday, February 8th. Jim has been a member since 1991 and was a frequent attendee at our boating events. While few can recall when Jim actually ran a model boat, he seemed to have many projects involving all type of boating models. His background and experience in the U.S. Navy and important part of his life and he was a wealth of knowledge on things dealing with Navy ships.

A memorial is planned by the Sisley Family. Details of this event is provided below for any members that wish to attend.

March 22nd, 2015 - 2 - 4pm

Westminster Chapel
Fireside Room
13646 NE 24th Street
Bellevue, WA 98005

NORTHEND NOTES FROM KEITH SCHERMERHORN



On this early Spring like evening, a group of 10 gathered for the monthly meeting at the PUD building with a meeting getting under way just after 7pm. For me, it was good to be back after missing the last couple of gatherings of this group. We welcomed a new member, Don Bruno of Birch Bay. He brought along a model that he resurrected from the garbage bin that he found last fall. The photos of this model as he found it were, well damaged, but he could see a completed boat from the hull that looked to be built for r/c since it had a rudder and stern tube installed. He turned this vessel into an combination of boats that resemble a converted fishing boat to a pleasure vessel. Looks good and will be interesting to see on the water.

Next was a brief talk about the hobby show and the usual items of interest. Great display of models at and on the pond, swap meet treasures, and the smaller listing of vendors. I know it was a little disappointing the number of models *not* entered in the contest this year. It was still a good show and happy that we still have this.

We discussed the upcoming events that also include the Pac Car open house on April 11th, Anacortes Waterfront Festival, fun float in July, and other various events that one can participate in. Should be another great year to get out and have some fun.

Larry covered the sailing groups activities that include their twice weekly sailing events. He also talked a bit about the World Cup of R/C sail Racing being held down in California in a couple of months and the nationals being on the Columbia river in an area known for the “breeze of doom” (windy area that seems to damage a lot of r/c sail boats).

I gave a short presentation of some of the different manufacturers of props available for the scale modeler with examples of 4 of these. This included the cheap plastic type all the way to the high end cast brass Prop Shop style. Each will work for making a model go. It just really comes down to scale appearance, effectiveness in thrust, and cost.

Show and tell started with Larry Stiles showing the jig being used to build a mold for the top of a 1 meter sailboat he is working on. One of the items he is using as a filler to shape is dense closed cell foam from Owens Corning wear that is extremely dense. He found the best way to work this stuff was by sanding it to shape. Cutting with chisels, knives, and other such items just not very effective and did more damage to the product.

Keith brought along a new fishing vessel that he started after finding it in the swap meet at the recent hobby expo. This is a discontinued Dumas Thompson Trawler kit in fiberglass. It is being modified to resemble a Delta 58' seiner that is in Bellingham at the moment. Modifications to the forward hull include: filling of the spray rail area, cutting the upper bow back so there is a form of “tumble home” around the top, adding bilge keels, and adding a bulbous bow made of pvc pipe and a wooden ball. The fiberglass house has also undergone modifications that include: cutting the rear of house out, reshaping the sides in the back, adding a new back wall made of Sintra and locating it 2 inches farther forward, cutting the forward angle out of house and replaced with custom window framing, and adding to both the sides and forward lower housing (anchor cover) the “flairing” that is a signature to this style of boat. The “flair” is made up of inner core of ¼ inch balsa and outer sheeting of Sintra. The deck was assembled, but not installed as it will be getting modified from the original kit form as well.

With show and tell finishing up at almost 2100 hours, we all departed for our home ports until the next months gathering. Just a reminder that anyone can attend our meetings as they are not to formal, but fun. We encourage attendees to bring along and projects they are working on as after all, we are a model boat club.

From the Bridge (cont.)

Our own Roger Lyons has produced a beautiful miniature of the Chilula (ex ATF 153), a former Navy Fleet Tug reassigned to the Coast Guard. He served a couple of years aboard her in the sixties. Now, these tugs were true ocean-going vessels fully able to tow battleships and aircraft carriers across the largest oceans by themselves. They were no harbor tugs!

Our models look great on the water, and they can generate strong memories in peoples' minds. I remember a fun float about a year-and-a-half ago. Phil Northrup was sailing a DE model which he had made literally decades before. He built it from plans he had found in a magazine. It was a stand-off scale model, and looked good on the water. An old man slowly ambled up and stared at it, with tears in his eyes. "That was my ship," he said, "the good old Sammy B.". I spent a lot of time talking to him. It wasn't the exact same class as his USS Samuel B. Roberts, but I didn't tell him that. It was close enough to make Jack Yusen stop in his slow walk, and relive the moments far, far before when his last look at her was as she slipped beneath the waves of Leyte Gulf on October 25, 1944. The Last Stand of the Tin Can Sailors is an excellent book about this glorious, hopeless attack against the greatest of odds made by seven American destroyers and destroyer escorts against the entire Japanese battle fleet consisting of five battleships, eight cruisers, and twenty-one destroyers. Three American ships were sunk and the other four battered into hulks, but the U.S. sailors managed to turn the Japanese around and sent them into retreat. Look for Yusen's pictures on pages 148 and 339.

There are many emotions that go into building and operating a model boat. Don't ever forget that viewing our craftwork can evoke major emotions in others.

LeMay Car Museum Visit

On February 19th several members replaced their usual coffee time at Galaxy hobby with a visit to the LeMay Car Museum in Tacoma. If you have not visited this museum and enjoy looking at fantastic automobiles of all vintages, you are missing a great local attraction. While this is only a portion of the LeMay collection, there are over 350 vehicles in



immaculate condition presented in a beautiful setting that is easy to tour and see every exhibit. Our group spent about two hours viewing time and could have spent more time had we passed up a nice lunch and dealt with a little more traffic coming home. We even managed to find on boat a nicely restored speed boat being trailered by a nicely restored automobile.


2015 NW R/C Ship Modelers Schedule

April 2	Monthly Meeting at Galaxy Hobby 7:00 PM
April 4	Fun Float Location Bellevue Pond 9:00 to 1:00
April 29	SEATTLE YACHT CLUB FUN FLOAT 9 AM— 4 PM
May 7	Monthly Meeting at Galaxy Hobby 7:00 PM
May 9	Fun Float Location Bellevue Pond 9:00 to 1:00
May 21	Coffee/fun float at Bellevue Pond 10:00—Noon
June 4	Monthly Meeting at Galaxy Hobby 7:00 PM
June 13	NWRCSM REGATTA Bellevue Pond 9AM—4 PM
June 18	Coffee/fun float at Bellevue Pond 10:00—Noon
July 2	Monthly Meeting at Galaxy Hobby 7:00 PM
July 11	Fun Float Location Bellevue Pond 9:00 to 1:00
July 25	TIDEWATTER CUP Spokane (tentative)
August 6	Monthly Meeting at Galaxy Hobby 7:00 PM
August 8	Fun Float Location Bellevue Pond 9:00 to 1:00
August 8	TUALATIN REGATTA
August 15	TUG CHAMPIONSHIPS Bellevue Pond 9AM—4 PM
September 3	Monthly Meeting at Galaxy Hobby 7:00 PM
September 5	Fun Float Location Bellevue Pond 9:00 to 1:00
September 17	Coffee/fun float at Bellevue Pond 10:00—Noon
September	Fisherman's Memorial Fisherman's Terminal 11—6PM
October 1	Monthly Meeting at Galaxy Hobby 7:00 PM
October 3	Fun Float Location Bellevue Pond 9:00 to 1:00
November 5	Monthly Meeting at Galaxy Hobby 7:00 PM
November 7	Fun Float Location Bellevue Pond 9:00 to 1:00
December 3	Christmas Dinner


LAST Chance FEELIN' LUCKY??



Here's your chance to win a finely crafted towing winch for your workboat. This winch was built by Ulrick Briner of Canada who donated it to our club. The club will raffle this unit off to the lucky winner of a drawing at the April meeting. Raffle tickets are \$1 each or 6 for \$5. Tickets will be available at all Galaxy Hobby meetings and at the Hobby Expo in Monroe. You need not be present to win! Just purchase your tickets and wait for a call after the drawing at the meeting on April 2nd.



The winch is fully operational and powered by a standard servo that can be connected directly to a proportional channel.



Don't miss out on a chance to own this beautifully crafted winch for only a buck.

CLASSIFIED SECTION

Have something you want to sell or buy? Send a brief summary of your ad to: newsletter-editor@shipmodelers.com. Include a photo if needed. Newsletter deadlines are the Sunday following the first Thursday of the month. Items received after this date will be published the following month. Be sure and include an email or phone number.

Include a photo if needed. Newsletter deadlines are the Sunday following the first Thursday of the month. Items received after this date will be published the following month.

USCG CUTTER HULL WANTED

Club member Mike Moor is looking for a fiberglass hull for a Point Class (82 foot) cutter. He would prefer one in 1:24th scale which would be a model of around 41". If you have a hull along this line, contact Mike directly at 253 838-3651 or email seapax@gmail.com

MODELS FOR SALE

Bill Bull is a master model maker living in Canada. Bill attended many of our Regattas and his models were always well placed in scale judging. His models are 100% scratch built and can include the electronics. Bill's son Steve is offering 7 models for sale. Pictures of four, are on the following page. If you are interested, contact Steve at steve-bull@hotmail.com or call 778 929-2922

SEE PHOTOS OF BILL'S MODELS





CLUB INFORMATION

President Scott Baumann
 president@shipmodelers.com

Wellness Committee—Tom Stevens
 totemtug@comcast.net

Vice President Dave White
 vice-president@shipmodelers.com

Webmaster Allan Wing
 webmaster@shipmodlers.com

Treasurer Ed Maurer
 treasurer@shipmodelers.com

Membership Database Mel Suelzle
 membership@shipmodelers.com

Newsletter Editor Mel Suelzle
 newsletter-editor@shipmodelers.com

Skagit R/C Meeting Contact
 Keith Schermerhorn
 wscherm@fidalgo.net

Website: www.shipmodelers.com