



The Bilge Pump

The Official Log of the Northwest R/C Ship Modelers
www.shipmodelers.com

September 2022

Look Ahead Events

OCTOBER

- 6 Meeting by Zoom 7 pm
- 8 Fun Float at Bellevue 9 am

NOVEMBER

- 3 Meeting by Zoom 7 pm
- 5 Fun Float at SYC 9 am
- 17-19 Pacific Marine Expo at Lumen Field Event Center in Seattle, WA

DECEMBER

- 1 Meeting by Zoom 7 pm
- 3 Fun Float at SYC 9 am

More events information and updates on calendar page later in newsletter and, check our website for latest updates at

www.shipmodelers.com



Read more about members' projects.

From the Bridge

Robert Osmond

For those of you that are not members of the SSMA. With your membership you receive a very nice magazine with very interesting articles on RC boat clubs across the USA as well as being our access for our club's liability insurance. I would suggest you join them. The annual fee is \$25.00. I just received my new magazine today and it costs them \$2.40 to mail it to members. Please consider joining to support their efforts to support the RC scale model boat hobby. To join is easy, go to Forms (ssmana.org)



Well, fellow boaters since our August Newsletter went to the presses, we had a Night Fun Float August 20th which had perfect weather and 12 captains. (see article elsewhere in this newsletter).

At our September Zoom meeting we had nine attending since it was right before the Labor Day Weekend. We will be having our Zoom Meeting October 6th and our fun float October 8th.

See you there.

FREE - USS Constitution, Old Iron Side

Oldest commissioned ship in the United States Navy.

This is a very fine model, made by a professional wooden ship modeler who was in Woodinville.

He built it as a commission by a gentleman on Mercer Island. The owner recently passed away and the ship needs a new home.

It is a very impressive display with a very nice separate table and separate case made to match (see the photos). I was given it to find a new home for this fine model. It is in a custom case (see photos) that is 5 pieces of display glass and a custom fitted hardwood base. Total size of the display case on the table has an overall size of 24" deep x 48" wide x 55" high. The boat case could be placed separately from the matching coffee table.



It comes with several scrimshaw pieces (shadow box in photo) and another framed piece. It has some small damage on the top of the front two masts which should not be hard to fix. Contact me: Robert 425-430-1400 or ss99rdcv@aol.com if you are interested. All Free!




Meeting Minutes – September 1

By Ronald Bray

Photos by Fred Row and Paul Williams

Nine old salts participated in the zoom meeting directed by our commodore, **Robert Osmond**. Details of the recent tug regatta were discussed the good and the bad, but mostly good.



Robert encouraged us to subscribe to the Model Boat magazine as there is a free plan in each issue and many great articles. (*Subscription issues options are: 1- print only, 2- digital only, or 3- print and digital. Digital has access to past issues, too. More information at website: www.modelboats.co.uk*)

Show and tell started with **Steve Sunich** showing progress on his 60- inch yacht, *Tess*. He demonstrated the removal of the house in two parts and described the method he employs for painting. Basically, he uses epoxy and



fiberglass cloth over all his wood parts to get a smooth finish and base for paint. He complained about a motor glitch, he is having with two motors and speedcontrollers in a boat that glitches. He has tried almost everything to correct it. **Allan Wing** suggested there might be some interference from the speed controls (the boat has two), he suggested trying some mylar capacitors rated at .1 micro uf to be placed across the poles of the speed controller. Back when we used the 75mega hertz radios we always used normal capacitors from the brush terminals to the motor case. He is planning to put underwater lighting on the Tess.

Paul Williams plans to add web sites to the next newsletter and mentioned Keel Crafts, an English site. (*Paul – the two websites are listed at the end of the newsletter*)

Robert Osmond showed his scratch-built battleship he made from plans in Model Boats magazine in the 1980's. It is a model of the first battleship Texas, built in 1898. It was the first all steel hulled United States battleship. It is styled after a wind-up model boat with clockwork mechanisms for power. It has the 45 stars on its, ensign and flag. Robert received a GoPro camera for Christmas and plans to mount it on one of his models and control it by using his i-Phone and for taking photos of fun floats, some of which are in this newsletter.



Allan Wing plans to visit Spain at the end of the month and the possibility of transportation strikes was brought up for discussion. He had a magnificent Barred owl sitting beside him on his railing (trick photography?).



The meeting was rather short and sparsely attended, most likely due to the holiday weekend, concluding at 1940.

Night Float – August 20, 2022

By Robert Osmond
Photos by Robert Osmond

On a balmy September night 12 sea captains met at the pond at Bellevue Downtown Park, Bellevue, WA for a night float. I had two lighted 10 foot docks and Chris Merrill brought the clubs lighted buoys which he sat up to make passages for navigation practice.



We started as soon as a large party had cleared the area which was about 7:00 PM.



All the boats ran well, and we did not have any collisions or allisions (ship hitting immovable objects such as docks).




As we packed up at about 10:00 PM, it was generally agreed that night floats are a lot of fun.



For those of you that did not make it out, anyone can run any boats until dark. After dark the boats must have lights. If you were running after dark without lights you would not be able to see your boat. And no one could see where your boat was either.



Some have come with simple strings of battery powered Christmas lights for lighting. They are not exactly scale but closely resembling the yacht club boats around Christmas time.



Be sure to try to come out to the night floats next year. We had two this year, like we do most years.



Fun Float – September 10

By Chris Merrill

Photos by Allan Wing and Robert Osmond

The NW RC Ship Modelers held another Fun Float on Saturday September 10, 2022 at the pond in Bellevue Downtown Park, Bellevue, WA. The weather was nicer than expected with clearing sunny skies and just a little wildfire smoke. I was glad I brought my popup canopy for shade as it got warmer as the sun burned off the few early clouds. The whole event was quite comfortable and there were many park visitors stopping by to see our activities.





There were many members with more than one ship and people enjoyed the display both on the pond and on the land asking questions. Of course, someone had the good idea to take a group photo earlier in the event that showed about 15 folks. As usual a few interested guests were invited to drive a model or two. I handed out a few club cards to them so they could find our website for future events. One had already received a model kit from his wife as a birthday gift and will very likely join us on the next regular zoom meeting for ideas and advice.



There were many different types of models being driven by our members from tugs to sails to river boat to cabin cruisers to US Coast Guard ships. Some members were getting in some practice with the barges brought today. Robert Osmond had his GoPro camera and waders on to take many of these pictures at the water level for an interesting viewpoint. Allan Wing took the other pictures. Thanks to both!



I had my blue PT boat back on the water to "hot rod" around. It seemed to operate better this time around with the additional throttle limits I learned to program into the transmitter since I had burned out the original motor it came with which I had won in the Regatta raffle. I also put the floating boat retrieving arms on my Harbor tug to see if it worked as advertised. Jon McCool also got to try it out and reported it was easy to capture a ship and bring to shore.



I admit to hauling many more things than may be needed for a Fun Float event but was glad I had a spare transmitter to loan out as that member would have had to just go home without it. Since I did have to make 2 or 3 trips to load up in the car, I stayed longer so the McCool family could see more than one model on the pond. Everyone liked to see firehose spraying from my tugboat, but after some runtime one nozzle got clogged with something from the pond. We were the last to leave after noon.



In summary, the weather was great, fun was had by all who had a model in the water and the park was full of friendly folks with some interactions with many of our members that made it special. Looking forward to the next event on the water and/or online.

News from the Northend *(from Skaget & Whatcom Counties)*

By Keith Schemerhorn

Photo by Keith Schemerhorn

With the summer months now fading, the events calendar shifts from on the water to display shows up in my neck of the woods.

First one will be on **September 17th** with **Bellingham's Sea Feast** celebration at Zuanich Park on the waterfront. This event celebrates the people and livelihoods that are earned on the water with emphases on the commercial seafood industry. Going to have a display (10x10 foot tent space) of model boats in the educational area. Others are welcome to join me or come on by and hang out.

The second event will be held **October 1 & 2** in Lynden, WA at the fairgrounds with the annual **Lynden Lions Clubs annual Model Train and Toy Show**. Last year was the first time they had model boats there and they wanted them back again. This is indoors with a larger space along a wall to display and talk about model boats with people attending. They will have trains and

accessories there that can be used on model boats depending on the scale you work with. Always a good time with this fundraiser event and I welcome others to join in or come on up and check things out.

Normally I would be giving a report on the **Burnaby Regatta** that was held on Sunday, August 21st. But, with COVID travel restrictions going into Canada still in place, I had to stay home this year. If you plan on going North of the border you need all the vaccines and have to use an app (go to visit Canada websites for more information) to check in prior to crossing.

Meetings for the Northend have still not resumed and I will keep on looking and checking with others that are still involved about when they would like to start up any kind of gathering again.




Work in my shipyard has been busy. The Pacific Titan tug model is almost finished with the most detailed part of this tug, the winch, now finished and being installed. This one is a static winch that may be replaced or modified to a working one later on. I finished repairs to the drives as well with updating the servos to high torque metal gears.

For Sale Items

Jarmac Small Table Saw for Sale

Robert Osmond has a small table saw for sale. A 12" by 9" Jarmac table saw for sale for \$60.00. This is an all metal saw, made in the USA. It does not have a blade guard, which should be available online. It uses 4" blades and has a very fine toothed blade mounted. They sell new for \$215.00 + tax and shipping.







Contact me: Robert 425-430-1400 or ss99rdcv@aol.com if you are interested

Dave Jaensch's Iowa is for Sale

The message below is from Dave J, a Portland's R/C Club long-time club member.


Hi club members, I am looking to sell my 1/96th Iowa battle ship. She's about 80% done- Have all the parts - guns - motors - ESC VanTec duel throttle-shafts - props and so on. Look on the media site for pictures. The supper is an Upshaw as the hull-quad 40's (18) are. John H. out of England will deliver to the Portland area -- getting too old to move it around! If to buy all the parts I have on it now the cost would be pretty high! Not looking to make a profit just what I have in it! Will consider all offers.

Dave Jaensch Phone 503-314-9539 email: dmjaensch@yahoo.com, Dave in Baker City, Oregon.



Kayak for Sale:

Bill Heath has a Kayak for sale that could be used to rescue RC boats or just to paddle. These sell new for \$299.00 + tax. He is asking \$100.00. It is 10 feet long, made by Lifetime Brand, Model Tahoma. It comes with paddles and a new Life vest. You can contact Bill at (seamanatee@gmail.com). See the attached photos



Lose a flashlight at night float?

Robert found two flashlights at night float. Contact Robert at 425-430-1400 if they are yours.



New to RC boating?

Overview of RC Boat Electronics -- Mr. Dave Milbourn wrote an article called "But I Don't Understand Electronics!" for Model Boats magazine in 2013. There is a lot packed into this article and may require more than one reading to allow it to sink in (I am still rereading it). The article is free to view at website: www.modelboats.co.uk/news/article/but-i-don-t-understand-electronics/18054

Ever wonder how they built model boats back in the 50's?

Then visit this website. It brings back memories from being a kid building these kit boats with many pictures and construction descriptions. The Keil Kraft company sold the EeZeBilt Boat Kits. <http://eezebilt.tk>



If you have a favorite website, let us know and we will share it with others.

2022 NWRCSM Events Calendar

The rest of the calendar will be determined as the Year progresses and our activities increase and return to normal. (Updated 9/25/2022)

JANUARY

6 Meeting by Zoom 7 pm
8 Fun Float at Seattle Yacht Club (SYC) 9 am

FEBRUARY

3 Meeting by Zoom 7 pm
5 Fun Float at SYC 9 am

MARCH

3 Meeting by Zoom 7 pm
5 Fun Float at Bellevue Downtown Pond 9 am

APRIL

7 Meeting by Zoom 7 pm
9 NW Model Hobby Expo, Monroe 9 am to 6 pm
10 NW Model Hobby Expo, Monroe 9 am to 3 pm
(Check their website for updates WWW.NWMHE.COM)
16 Fun Float at Bellevue Downtown Pond 9 am

MAY

4 Seattle Yacht Club Opening Day Fun Float 9 to 3
5 Meeting by Zoom 7 pm
7 Fun Float at Bellevue Downtown Pond 9 am
21 Night Float at Bellevue Downtown Pond sunset

JUNE

2 Meeting by Zoom 7 pm
4 NWRCSM's Model Boat Regatta, 8 am

JULY

7 Meeting by Zoom 7 pm
9 Fun Float at Bellevue Downtown Pond 9 am

AUGUST

4 Meeting by Zoom 7 pm
6 NWRCSM's Tug Boat Regatta 8 am
20th Night Float at Bellevue Downtown Pond Sunset Only boats with lights can run after dark.

SEPTEMBER

1 Meeting by Zoom 7 pm
10 Fun Float at Bellevue Downtown Pond 9 am
XX Fishermen's Fall Festival -- **Canceled in 2022**

OCTOBER

6 Meeting by Zoom 7 pm
8 Fun Float at Bellevue Downtown Pond 9 am

NOVEMBER

3 Meeting by Zoom 7 pm
5 Fun Float at SYC 9 am Unless Husky's have a home game. TBD
17-19 Pacific Marine Expo at Lumen Field Event Center in Seattle, WA

DECEMBER

1 Meeting by Zoom 7 PM
3 Fun Float at SYC 9 am




The Facility

Our meeting location is part of the Everett Community College buildings (Monroe Hall) located at:

6606 196th Street SW.
Lynnwood, WA. 98036

More information on this facility can be found at <https://facilitymade.com/>

NWRCSM 2022 Club Officers

	President: Robert Osmond	Webmaster: Allan Wing
	Vice President: Ron Bray	Skagit R/C Meeting Contact: Keith Schermerhorn
	Treasurer: Dave White	Newsletter Editor: Paul Williams
	Membership Database: Bryan Morse	

Currently we have resumed having only Zoom club meetings. (since October 2021)

When we resume in person meetings, they will be at "The Facility" location.

The Facility – Makerspace
6606 196th Street SW
Lynnwood, WA. 98036



Regatta pictures are available to see on YouTube. Go to YouTube website and search with the words "Tug Regatta 2022 Slide". Thanks to Chris Merrill for setting this up.