



The Bilge Pump

The Official Log of the Northwest R/C Ship Modelers
www.shipmodelers.com

January 2023

Look Ahead Events

FEBRUARY

- 2 Meeting at The Facility 7 pm
- 4 Fun Float at SYC 9 am

MARCH

- 2 Meeting at The Facility 7 pm
- 4 Fun Float at SYC 9 am

APRIL


- 6 Meeting at The Facility 7 pm
- 8 Fun Float at Bellevue Pond 9 am
- 14 NW Model Hobby Expo Noon - 6 pm
- 15 NW Model Hobby Expo 9 pm - 6 pm
- 10 NW Model Hobby Expo 9 am - 2 pm

More events information and updates on calendar page later in newsletter and, check our club website for latest updates at:

www.shipmodelers.com



Read more about members' projects.



2023 DUES ARE DUE IN JANUARY

Annual dues are \$35 starting in 2023. If you have not paid yet, please forward your dues payment to:

Bryan Morse
703 N 105th St., Apt 7,
Seattle WA, 98133

Make checks payable to: NW R/C Ship Modelers

From the Bridge

Steve Sunich

Welcome to a new R/C boating season. I don't know about you, but I am planning on running my boats more frequently this year. I guess that is a New Year's resolution or procrastination or whatever you want to call it.


We had our January 2023 meeting and yours truly was duly sworn in as the next President. I will give it a shot. We have a ton of plans. So, stay tuned. The meeting was very well attended with a lot of show and tell. I did not waste any time going over new or old business because I had no idea of what either even was. I'll figure it out.

Please send in your dues as this is needed to cover expenses for storage, insurance, permit fees, regattas, etc. The dues are \$35 per year.

Also, everyone is reminded to consider joining the SSMANA (Scale Ship Modelers Association of North America). We get our insurance from them, which requires a minimum number of memberships to SSMNA from our club. They provide a great quarterly "The SSMA Journal" with building and regatta articles from clubs all around the country. For \$25, it's a deal. Their website address is SSMANA.ORG.

Last, but not least, the Hobby Expo is coming in April. See information below.

**2023 -- NW
Model Hobby Expo
For
3 Days in April**



April 14, 2023 – Friday Noon to 6 pm
April 15, 2023 – Saturday 9 am to 6 pm
April 16, 2023 – Sunday 9 am to 2 pm

Evergreen State Fairgrounds located at
14405 179th Ave SE, Monroe, WA 98272, USA

More information at EXPO's website www.nwmhe.com

Mark Your Calendars!

Meeting Minutes – January 7, 2023

By Steve Sunich

Photos by Robert Osmond, Steve Sunich and Paul Williams

The meeting started at 1900 by **Robert Osmond** and an election for the 2023's president was the first order of business. **Steve Sunich** was nominated, seconded, and elected by unanimous vote of club members raised hands.



The 2023 club officers are
President: **Steve Sunich**
Vice President: **Richard Lennington**
Treasurer: **Dave White**

The following members have volunteered, and will continue, to help the club in 2023:

Regatta Organization: **Robert Osmond**
Membership Database: **Bryan Morse**
Webmaster: **Allan Wing**
Skagit R/C Meeting Contact: **Keith Schermerhorn**
Newsletter Editor: **Paul Williams**



Old Business:

Paul Williams thanked the members for submitting articles for the newsletter. A number of them were also reprinted in "The SSMA Journal". Your building, reports about fun floats and history articles are welcome.

Hint: Club dues are \$35.00 per year.

New Business:

A big thanks to **Robert Osmond** for his efforts as President for the last several years.

Upcoming events of which to take note:

- Fun float coming up January 7 at SYC.
- Bainbridge Island SYC fun float on January 7.
- SYC Fun Float February 4.
- Seattle Yacht Club's Opening Day Fun Float will be on Wednesday May 3rd. Opening Day is May 6th.



Show and Tell:

The turnout of 16 members at the meeting was great. The meetings are great way to show off your skills, help others and have others help you with your projects.



Paul Williams went first and was explaining the "*American Scout*" model freighter that he received in 2013. He now wants to pass it on to someone so maybe they may convert from a static model to a running R/C operation. The old 1950's plans said it could be powered by a small diesel engine and one R/C channel control. The ship went to Klaus Bellon.



Dave White showed us his small steamboat.



John LeGate showed us his tug that was a kit from Galaxy. The figures came from Germany and Hawaii. He explained that the kit required assembly with nails and then grinding off the heads. He said this was not good and figured snapping off the heads was a better idea.



Next was **Robert Osmond** explaining the miniature 50 mm bullets from his Patrol Boat River (PBR). At 1/16 scale those bullets were small. A grain of rice is bigger. Even though perfectly detailed, nobody could see them in Robert's hand as they were that small.



Dave Green was next, telling us about his WWII British air rescue boat he got from a friend's estate. It has interesting colors that came from pictures. It is 1/24th scale and will have 50mm guns.




Next came **Klaus Bellon**. He acquired two boats from an estate sale fairly inexpensively. They are nice boats and he is wondering what to do with them. He will be working to get them running. One boat is a tug and the other a Navy warship.
(Please see Klaus' build article "Finding Boats and Hoarding Paint" below in newsletter.)






Brian Morse got his club meetings mixed up as he brought a R/C snow cat to a boat club. He is looking for motors for it.



Steve Sunich hoisted his 60" yacht model. It was created from a couple of broadside photos and quite a few pictures acquired from Marinetraffic.com. There were no photos of anything below the water line, so that was a guess. It has twin big 12 volt Pittman motors with 2:1 belt drives and a bow thruster. The boat should not weigh too much for its length but, may come in at 30-35 pounds. He is hoping to have it finished before the June regatta. Yeah, right.....



(Please see "Steve Sunich's New Yacht Project (UPDATE)" build article below in newsletter.)

Fun Float – January 7, 2023

By Allan Wing

Photos by Darlene Wing

It was cool and raining at Seattle Yacht Club but that did not slow down our enthusiastic crowd from enjoying the chance to run our boats. There were three of us **Rick Lennington** (our new vice president), **Darlene Wing** taking pictures, and me. It might have been the weather or the fact that the highway 520 bridge was closed but no one else came.



Rick had three boats but only got one out on the water running. His first attempt was a brand-new runabout that he had just purchased from Amazon. He took it out of the box and tested it on the bench; it ran for a few seconds, then stopped, and would not run again. He then took one of his Springers and ran it for a while. When he tried to run his second Springer but he could not get his radio to switch over control to the second boat.



I brought my polo red Springer with a new motor and speed control to see how it would perform. It ran very well for a minute or two then slowed down to very slow operation. I realized I had set the speed control to auto cutoff voltage for LIPO type of batteries. The speed control had gone to low power mode so I could just get back to the dock before it turned off completely. A word of advice if you are using one of the new speed controls that have the low voltage cutoff to protect LIPO batteries, than the 6 volt NiCd, NiMh, and lead acid batteries we use in a Springer will put out a little over 6.4 for a very few minutes when fully charged then settle out closer to 6 volts which will cause the speed control to shut down.



While we were running, Todd Ormsby, Seattle Yacht Club's General Manager, came out to talk to us. He was very interested in our boats and expressed that the Yacht Club really liked having us run our boats at their facility. He is in our group picture too.



We had one observer, a heron, that watched us for a while. We then packed up and went home.

"Second Fun Float" -- January 7, 2023

By Steve Sunich

Photos by Steve Sunich/Robert Osmond

Seattle Yacht Club put on an R/C event at their outstation at Port Madison on Bainbridge Island. Amid the rain, T37 class sailboat races were held and **Robert Osmond** and **Steve Sunich** ran their boats in the saltwater. The water was perfectly calm and the SYC's docks were easy from which to launch. The T37's had multiple races, with very light wind, and Robert ran the *Pacific* on rescue on a couple of occasions. After the races Steve and Robert cooked burgers and hot dogs for lunch at SYC's outstation clubhouse. This event will be planned for next year also. Multiple RC clubs are invited, including NWRCSM. It is a great venue with nice docks and clubhouse.





Steve Sunich's New Yacht Project (UPDATE)

I thought I would update everyone on my new yacht model. I have gone from yacht to "super yacht". Since my article last spring, progress has been made to get the "super yacht" running.

To go back in time a little, I decided to build a model of this 120 foot yacht. It is 1/24 scale so comes in at 5' long.



I have made significant progress since the last article. I have the hull complete, a cabin built and all the motors and gear installed. There are 43 windows on the cabin! Each one is different and had to be individually cut. They will be trimmed with teak (or cedar). That will take a little work to get it right. The decks will be individual teak (or cedar) pieces like my previous yacht. However, since the last model worked perfect using cedar, that is still a possibility. But I have some teak I am going to try first. The cabin had to be built in two removable pieces for accessibility. In some ways yachts are a little easier than tugs because there is less fine detail. However, this will have plenty to keep it interesting.



I have been playing with different types of paint because it was difficult to find the correct navy blue with the paint brands we normally use. So, I will be stuck using a brand that has the proper color instead of the paint I would like to use.



It has been in the test tank and seems to run great. The boat is 5' and the test tank is 5' so the tank needed to be full.



She is outfitted with two of the big Pittman 12 volt motors, two 7 AH batteries and a bow thruster. Eventually, the goal will be to add cabin lights and underwater lights at the stern. I don't quite know how to handle the underwater lights yet.



Anyway, I am hoping to do a short sea trial soon. Hopefully, she will be ready for the June regatta. I am hoping that the regatta committee will keep the buoys far enough apart to get this thing through the course.

Finding Boats and Hoarding Paint


By Klaus Bellon

Photos by Klaus Bellon

The amount of spray-paint cans I have is large enough to make a seasoned hoarder wince. I never set out to have such a sizable stockpile of paint, and yet here I am, surrounded by a collection of spray paint large enough that it almost warrants a line item in my will. How did I amass such a sizable paint collection you ask? Two words: estate sales.

I started going to them back in Pennsylvania years ago, something about the hunt for proverbial treasures excited me. In reality, however, I've never found anything of real value at an estate sale. Not monetary or otherwise. And it's for this reason that I often buy cans of spray paint at these estate sales. I want to feel like I didn't waste the trip across town, so I grab a few cans on my way out (almost all estate sales have some) and pay a few cents for them. Thus, my collection of half-empty spray paint cans continues to grow. A clear reminder that, at least for me, going to estate sales is largely a waste of time.

With all this in mind, imagine my surprise when an estate sale in Lynnwood last month had several remote-control boats. Most shoppers gathered excitedly around folding tables topped with countless rounds of ammunition, Christmas ornaments and Bing Crosby vinyl records. Meanwhile, in a small bedroom near the kitchen, several boats sat, garnering no interest from my fellow shoppers. True, some models were put together sloppily, while others were kits that had only been partially built. Nevertheless, the excitement of finding something that actually interested me at an estate sale made me giddy. With prices being cut in half, as is often the case on the last day of an estate sale, I chose three ships. A tugboat built from a kit, a scratch-built warship, and a partially-built yacht kit (the Pegasus III, made by Graupner).





None of the models had controllers or receivers. One had a gigantic motor that appeared to have come out of a Buick made during the Nixon administration, complete with a bicycle chain connected to gears that creaked and groaned painfully when turned by hand. The sad condition that the boats were in excited me. After all, if they had been perfectly built and finished, I would miss out on the joy of working on this myself. With this in mind, I started to work on the tugboat first.



I pried apart as much of the kit as I could, in order to paint individual parts to my liking. With **Robert Osmond's** help, I sorted out the electronic components, which had to be rebuilt entirely. I chose "Macondo" as the ship's name, a reference to the fictitious coastal town in Colombia in which most of Gabriel Garcia Marquez's books are set. As is the case with all Colombian tugboats, this one's name is now prefaced with the letters RM, for "remolcador" ("tugboat" in Spanish). As I pulled portions of the ship off, I remade some parts out of styrene where possible. I then used my 3D printer to make figures of the crew, along with other small pieces which I added throughout the ship. The more I worked on the ship, the more it started to feel mine.



As things stand today, I'm nearing completion of the tugboat. I have yet to give the warship any attention, and the Pegasus III kit is stored under the staircase leading to my basement. I eagerly await the chance to run the RM Macondo in the chilly waters of the Seattle Yacht Club soon, just as I await future estate sales. Could the next one also have a sizable pile of remote-controlled ships? Who knows, but if it doesn't, there's always my preferred consolation prize: half-used cans of spray-paint. After all, one can never have too many cans of matte gray and gloss purple paint. Am I right?



For Sale

Les Cade's son is offering some boats from his father collection.

Please see more on Facebook "Portland Model Power Boat Association" by Les Cade on January 2. He writes "*I would like to know if anyone would be interested in purchasing this tug.*

It was built by my Dad, Les Cade. The tug is a Crowley tug, it's the Centurion. You can contact me thru here or email at lcade156@gmail.com. Thank you."



2023 NWRCSM Events Calendar

The rest of the calendar will be determined as the Year progresses and our activities increase and return to normal. (Updated 1/11/2023)

JANUARY

5 Meeting at The Facility Makerspace 7 pm
8 Fun Float at Seattle Yacht Club (SYC) 9 am

FEBRUARY

2 Meeting at The Facility Makerspace 7 pm
4 Fun Float at SYC 9 am

MARCH

2 Meeting at The Facility Makerspace 7 pm
4 Fun Float at SYC 9 am

APRIL

6 Meeting at The Facility Makerspace 7 pm
8 Fun Float at Bellevue Downtown Pond(?) 9 am
14 NW Model Hobby Expo, Monroe Noon to 6 pm
15 NW Model Hobby Expo, Monroe 9 am to 6 pm
16 NW Model Hobby Expo, Monroe 9 am to 2 pm
(Check their website for updates WWW.NWMHE.COM)

MAY

3 Seattle Yacht Club Opening Day Fun Float 9 to 3
4 Meeting at The Facility Makerspace 7 pm
6 Fun Float at Bellevue Downtown Pond 9 am
TBD Night Float at Bellevue Downtown Pond sunset

JUNE

1 Meeting at The Facility Makerspace 7 pm
TBD NWRCSM's Model Boat Regatta, 8 am

JULY

6 Meeting at The Facility Makerspace 7 pm
8 Fun Float at Bellevue Downtown Pond 9 am

AUGUST

4 Meeting at The Facility Makerspace 7 pm
TBD NWRCSM's Tug Boat Regatta 8 am
TBD Night Float at Bellevue Downtown Pond Sunset Only boats with lights can run after dark.

SEPTEMBER

7 Meeting at The Facility Makerspace 7 pm
9 Fun Float at Bellevue Downtown Pond 9 am
TBD Fishermen's Fall Festival

OCTOBER

5 Meeting at The Facility Makerspace 7 pm
7 Fun Float at Bellevue Downtown Pond 9 am

NOVEMBER

2 Meeting at The Facility Makerspace 7 pm
4 Fun Float at SYC 9 am
TBD Pacific Marine Expo at Lumen Field Event Center in Seattle, WA

DECEMBER

TBD Holiday Meeting at TBD ? PM
TBD Fun Float at TBD 9 am





The Facility Makerspace

Our meeting location is part of the Everett Community College buildings (Monroe Hall) located at:

6606 196th Street SW.
Lynnwood, WA. 98036

More information on this facility can be found at <https://facilitymade.com/>



NWRCSM 2023 Club Officers		
	President: Steve Sunich	Webmaster: Allan Wing
	Vice President: Richard Lennington	Skagit R/C Meeting Contact: Keith Schermerhorn
	Treasurer: Dave White	Newsletter Editor: Paul Williams
	Membership Database: Bryan Morse	

We have resumed in person club meetings starting November 3, 2022.

Our in-person meetings are at "The Facility Makerspace" location.

The Facility Makerspace

Our meeting location is part of the Everett Community College buildings (Monroe Hall) located at:

6606 196th Street SW.
Lynnwood, WA. 98036

More information on this facility can be found at <https://facilitymade.com/>

New to RC boating?

Overview of RC Boat Electronics -- Mr. Dave Milbourn wrote an article called "But I Don't Understand Electronics!" for Model Boats magazine in 2013. There is a lot of information packed into this article and may require more than one reading to allow it to sink in. The article is free to view at website: www.modelboats.co.uk/news/article/but-i-don-t-understand-electronics/18054