



# The Bilge Pump

The Official Log of the Northwest R/C Ship Modelers  
[www.shipmodelers.com](http://www.shipmodelers.com)

June 2024

## Look Ahead Events

### JULY

6 Fun Float at Bellevue Pond 9 am  
11 Meeting at The Facility 7 pm  
( -- Instead of July 4<sup>th</sup> --)

### AUGUST

1 Meeting at The Facility 7 pm  
3 NWRCSM's Tug Boat Regatta 8 - 4  
14 Twilight Float Bellevue Pond Sunset  
Only boats with lights can run after dark.  
18 BMM Regatta. see [www.bammrc.com](http://www.bammrc.com)  
30 Olympia Harbor Days (and Sep. 1)

### SEPTEMBER

5 Meeting at The Facility 7 pm  
14 Fun Float at Bellevue Pond 9 am  
?? Fishermen's Fall Festival 11 am

See more details in the expanded calendar section at the newsletter end.



Read more about members' projects.

## From the Bridge

Steve Sunich

The first regatta for the year is in the books. What a success. Our numbers were down but the competition was fierce. We are now getting ready for the Tug Regatta on August 3.

Volunteers are getting signed up and the course is being set. If anyone is looking for a job, please let me know because there is always something to do. Volunteers make the regattas happen. I know that this club can make things happen.

I am proud of our membership again. Everyone stepped up and helped at the regatta and the donations for our raffle were incredible.

Also, if you have not already noticed, our club members had three articles in the SSMANA newsletter in the last issue. The articles were great and it shows the activity and knowledge of the NWRCSM. So, please join the SSMANA and keep our club in the spotlight with the rest of the country and show we are the best.

The show and tell portion of our monthly meetings has been ever engaging. There have been how to's, maritime



history, projects, books, etc. I am still amazed at the projects I have not seen that come out of the woodwork. Keep bringing them and showing what you have been doing. Also bring old projects that maybe we have not seen yet as those are really interesting. I always learn a bunch at every meeting.

We look forward to seeing everyone at the next fun float and then the Tug Regatta.

---

### July Meeting -- Doctor Ron fiberglass show and tell

At the July meeting Doctor Ron is going to show us some modeling techniques, tips for glassing boats so they look like the varnished runabouts. So no Bondo allowed.

---

## Meeting Minutes – June 6, 2024

By Steve Sunich

Photos by Steve Sunich and Paul Williams

The meeting again broke the 20 members mark at 23! We started gathered at our usual location at the The Facility Makerspace at Edmonds Community College in Lynnwood, WA.




We had some brief business with **Dave White** giving us a treasurer's report and **Steve Sunich** threatening to go through the financial statement, which everyone was not enthused about, so it was not done.

The Seattle Yacht Club fun float May 1 yielded about 20 boats and SYC appreciated our presence there all day.

Steve mentioned the schedule for the July meeting since our normal day lands on July 4. The monthly meeting will be held on July 11 and the fun float will be on the normal day, July 6.

### Show and Tell:

**Mike Gullikson** started off the with some fine 3D printed parts from Shapeways that are guns and figures. They had very nice detail.




**John LeGate** was up next with a project he started in 1954 when he was stationed in Korea. It is a Chris Craft runabout. It is made of sheet balsa where he added strips to make it look better. A cabin has been added. He needs help with the servo linkages.






**Richard Lennington** stepped up showing us a nice springer kit from Zippkits. It is an all inclusive kit that includes the boat, running gear, hardware, glue and transmitter for \$300. He also offered up some shelf storage containers for anyone interested.





**Robert Osmond** came to the front and mentioned that Ron Bray will be giving us a presentation next month on fiberglass techniques. This is what makes the club great, spreading our particular expertise. He also mentioned the Puget Sound Maritime Historical Society. A membership is \$60 per year. The membership consists of boat and ship people. It includes two tickets to MOHAI, discounts and newsletter. The society has copies of plans. He showed us an old, small ship model and a new model kit.






**Steve Sunich** came in with a new project. He found a 1930's tugboat that was converted to a yacht and has started that project with his own drawings developed from pictures. He showed us his profile with buttock lines and a scaled table of offsets. He thought he would try a lath and plaster approach for the hull. It is just frames with small lath with fiberglass over. It has been challenging, but with some time it might work out.








Kevin Nolet brought an interesting project. It is a very sophisticated "Tiatanic" made from Legos. It is incredible in its detail. It is 54" long and breaks into three parts. One can see the interior contents of the ship. It has over 2000 pieces and a 450 page instruction manual. It took him 8 days to complete and three manuals.












**Allan Wing**, our motor expert, talked about the typical speed 500 motors a lot of people use and typically over tax them. He gave us a synopsis of selecting motors to avoid overheating, excess current and better performance. There are motors that handle up to 350 watts. Hobby King sells a motor that is an “outrunner” that can handle 350 watts.






Allan gave away a sailboat that is about 3' long and has quite a big sail area. Steve Sunich said he has the same boat and that they are very fun to sail. A happy Mike Gullikson took the boat home.



David Zanzig was working on a Coast Guard boat windshield that is laser cut. He showed us the parts cut from a laser cutter and explained the difference the speed of the cutter makes and the quality of the cut.



Paul Williams presented an interesting paperback book about 23 steam powered submarines used in WWI by the Royal Navy. He offered it to anyone interested in reading it. Book title is "The K Boats".





## NWRCSM's Navigation Boat Regatta – June 8, 2024

By Steve Sunchi

Photos by Darlene Wing

The Northwest R/C Ship Modelers' June Navigation Regatta was, again, a success at the Bellevue City Park's pond, just east of Seattle, Washington. The weather was perfect with a slight breeze.



There were 27 entries in the navigation competition. **Robert Osmond** and **Dave Green** setup a great course that was a treat for our old eyes. **Allan Wing** and **Ken Shapiro** judged. Other volunteers made this event happen from unloading all of our course equipment to lunches, check in, etc. **Jeff White** was our raffle king and we raised some good money through raffle sales. Although the course was close in, the scores showed that it was tough, especially for the large class. The small class was definitely easier. However, this year the medium class was the largest.



Enjoy some pictures from the Regatta of boats, contestants, members, public, sponsors, and winners.











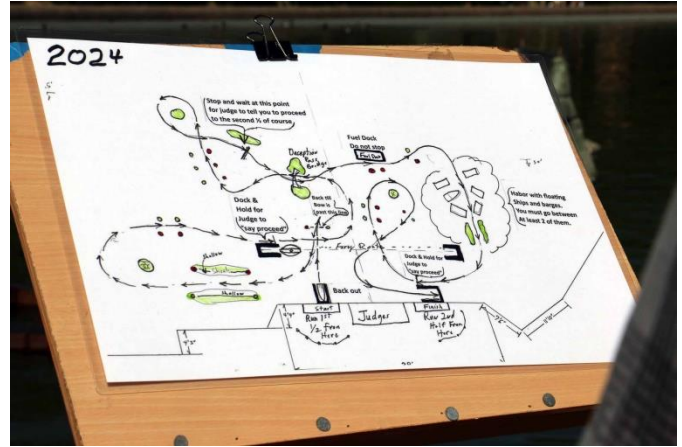
































End End



## The class winners are listed below.

### Small Class

1<sup>st</sup> place Pat Plueard, *Mis Hap*



2<sup>nd</sup> place Keith Schermerhorn, *Dale A.* and 3rd place Aimee Eng, *Damer*






## Medium Class

1<sup>st</sup> place Robert Osmond, *Pacific*



2<sup>nd</sup> place Dave White, Coast Guard and 3<sup>rd</sup> place Steve Sunich, *Solace*





## Large Class

1<sup>st</sup> place Robert Osmond, *Invader*



2<sup>nd</sup> place Aimee Eng, *X-Bow* and 3<sup>rd</sup> place Ken Shaprio, *Thames Taxi*



The overall winner is Pat Plueard





## New Trick from Keith – White Out

By Keith Schemerhorn

Photos by Keith Schemerhorn

This is a new trick I have learned from a fellow modeler who does plastic models. How many times have you had a small area or line from something you made that needed just a slight filling?. I would usually mix a small batch of putty up that would be 150 times what I needed. But the little trick I learned was to use "White Out" correction fluid as the filler. This comes in either the usual bottle with a foam brush or in a pen format.

It fills small gaps quickly and can be cleaned up by wiping with mineral spirits or denatured alcohol. Now, this isn't for major gaps. This works best on small hairline cracks or even dimples on the surface when painting over.

The projects that I have been working on:

Paint went on to the new purse seiner fishing boat named the *Erindale*. This color is as close as I could find the original boats color "springtime green".





## Keith's ATF Tug Project

By Keith Schemerhorn

Photos by Keith Schemerhorn



My other project is a 1/48th scale WWII ATF tug that was part of the Scott Baumen collection of models I bought at the 2023 Hobby show swap meet. This model has a fiberglass hull, deck, and main housing lower unit. The superstructure was built of Sintra. All the decks are hand planked to make it more authentic. I am slowly building all the main parts and now working to get the deck installed along with the running gear. Here are a couple photos of the current progress:





## FREE -- HULL'S LOOKING FOR A GOOD HOME

Here are two all wood, scratch built, bread & butter hulls made by a master craftsman before he recently passed. They were given to Portland Club and asked our help in finding good homes for them. Each would make excellent RC boats.

**The 1st hull** is 66" Long, 12" wide, and 6 ½ tall & has a brass cutwater in the bow. It's very well constructed & appears to be a generic pleasure or launch style boat. It's made of good quality softer wood making it easier to gouge and hollow out the interior of the hull.



Below is **the 2nd hull**. It is 55 ½" Long, 10" Wide and 5 ½" Tall. It's the same construction and woods used in the 66" hull. It also has a brass cutwater on the bow. It's likely this is a generic work or freighter style hull. But the raised portion of the upper bow can easily be modified, reducing or eliminating, to change its appearance from work to a pleasure craft .



Both boats are being stored with Bob Muller, Commodore of the PMPBA in Tualatin OR. If you are interested in one or both call Bob at 503-860-9016. Act soon, Bob would like to have a bit more room in his garage again.

Ken Valk, Secretary

Portland Model Power Boat Association



## For Sale

Cart for sale; Has pneumatic wheels and a pull out shelf.

It is 26" high and wide and 52" long. \$120 or make me an offer.

Contact: Richard Bizier,  
Bizier@email.com

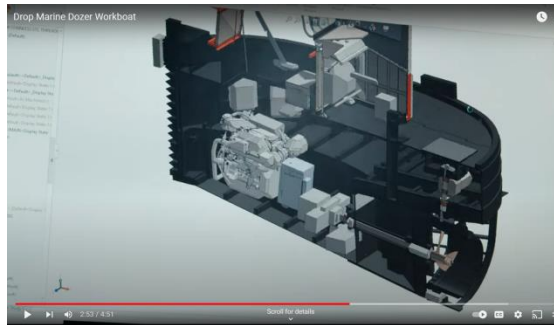
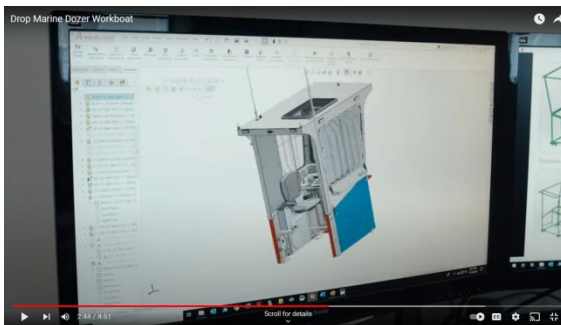



## New Log Boom Boat Design – YouTube



Robert Osmond said this is a very good video of a new design of a log boom boat from the Drop Marine. Lots of good video of details to build a model from. You can see the YouTube video at

[https://youtu.be/yipglN5ADkI?si=d\\_my9fwfHbkjzldm](https://youtu.be/yipglN5ADkI?si=d_my9fwfHbkjzldm)





## 2024 Northwest Remote Control Ship Modelers Events Calendar

*Remaining "??" dates and times will be listed as the year progresses. (Update 3/16/2024)*

### JANUARY

- |   |                                    |      |
|---|------------------------------------|------|
| 4 | Meeting at The Facility Makerspace | 7 pm |
| 6 | Fun Float at Seattle Yacht Club    | 9 am |

### FEBRUARY

- |   |                                    |      |
|---|------------------------------------|------|
| 1 | Meeting at The Facility Makerspace | 7 pm |
| 3 | Fun Float at Seattle Yacht Club    | 9 am |

### MARCH

- |     |   |      |
|-----|---|------|
| 2-3 | Miniature Show - <a href="http://www.seattleminiatureshow.com">www.seattleminiatureshow.com</a> |      |
| 7   | Meeting at The Facility Makerspace  | 7 pm |
| 9   | Fun Float at Seattle Yacht Club   | 9 am |

### APRIL

- |    |  |   |
|----|--|---|
| 4  | Meeting at The Facility Makerspace       | 7 pm  |
| 6  | Fun Float at Bellevue Downtown Park (?)  | 9 am  |
| 11 | NW Hobby Expo - Pond Setup               | 9 or 10 am  |
| 12 | NW Model Hobby Expo, Monroe              | Noon to 6 pm                                      |
| 13 | NW Model Hobby Expo, Monroe              | 9 am to 6 pm                                      |
| 14 | NW Model Hobby Expo, Monroe              | 9 am to 3 pm                                      |
| 18 | Twilight Float at Bellevue Downtown Park | Sunset Only boats with lights can run after dark. |

### MAY

- |   |  |                  |
|---|--|------------------|
| 1 | Seattle Yacht Club Opening Day Fun Float | 9 to 3 Wednesday |
| 2 | Meeting at The Facility Makerspace       | 7 pm             |
| 4 | Fun Float at Bellevue Downtown Park      | 9 am             |

### JUNE

- |     |                                    |                    |
|-----|------------------------------------|--------------------|
| 1-2 | Anacortes Waterfront Festival 2024 | 10 to 6            |
| 6   | Meeting at The Facility Makerspace | 7 pm               |
| 8   | <b>NWRCSM's Model Boat Regatta</b> | <b>8 am – 4 pm</b> |

### JULY

- |    |                                     |   |
|----|-------------------------------------|---|
| 6  | Fun Float at Bellevue Downtown Park | 9 am                                    |
| 11 | Meeting at The Facility Makerspace  | 7 pm (Instead of July 4 <sup>th</sup> ) |

### AUGUST

- |    |   |   |
|----|---|---|
| 1  | Meeting at The Facility Makerspace  | 7 pm  |
| 3  | <b>NWRCSM's Tug Boat Regatta</b>  | <b>8 am – 4 pm</b>                                |
| 14 | Twilight Float at Bellevue Downtown Park  | Sunset Only boats with lights can run after dark. |
| 18 | BAMM Regatta. see <a href="http://www.bammrc.com">www.bammrc.com</a> for details. |   |
| 30 | Olympia Harbor Days (and Sep. 1)  |   |

### SEPTEMBER

- |    |                                     |              |
|----|-------------------------------------|--------------|
| 5  | Meeting at The Facility Makerspace  | 7 pm         |
| 14 | Fun Float at Bellevue Downtown Park | 9 am         |
| ?? | Fishermen's Fall Festival           | 11 am – 6 pm |

### OCTOBER

- |     |  |                                  |
|-----|--|----------------------------------|
| 3   | Meeting at The Facility Makerspace       | 7 pm                             |
| 5-6 | Lynden Lions Club Model Train & Toy Show | ?? (See their website for times) |
| 5-6 | Bellingham SeaFeast                      | ?? (See their website for times) |
| 5   | Fun Float at Bellevue Downtown Park      | 9 am                             |

### NOVEMBER

- |   |                                    |      |
|---|------------------------------------|------|
| 7 | Meeting at The Facility Makerspace | 7 pm |
| 9 | Fun Float at Seattle Yacht Club    | 9 am |

### DECEMBER

- |   |                                    |      |
|---|------------------------------------|------|
| 5 | Meeting at The Facility Makerspace | 7 PM |
| 7 | Fun Float at Seattle Yacht Club    | 9 am |

### The Facility Makerspace

Our meeting location is in part of the Edmonds Community College buildings (Monroe Hall) located at:

6606 196<sup>th</sup> Street SW.  
Lynnwood, WA. 98036

More information on this facility can be found at <https://facilitymade.com/>



## 2024 Club Officers





	<b>President:</b> Steve Sunich	<b>Webmaster:</b> Allan Wing
	<b>Vice President:</b> Richard Lenington	<b>Skagit R/C Meeting Contact:</b> Keith Schermerhorn
	<b>Treasurer:</b> Dave White	<b>YouTube &amp; Meetup Master:</b> Klaus Bellon
	<b>Membership Database:</b> Bryan Morse	<b>Newsletter Editor:</b> Paul Williams



Photo by Allan Wing

Our club meeting location is in part of  
the Edmonds College buildings  
(Monroe Hall) located at:

**The Facility Makerspace**  
6606 196<sup>th</sup> Street SW.  
Lynnwood, WA. 98036

More information on this facility can be  
found at <https://facilitymade.com/>