



The Bilge Pump

The Official Log of the Northwest R/C Ship Modelers
www.shipmodelers.com

September and October 2024

Look Ahead Events

NOVEMBER

- | | |
|---------------------------|------|
| 7 Meeting at The Facility | 7 pm |
| 9 Fun Float at SYC | 9 am |

DECEMBER

- | | |
|---------------------------|------|
| 5 Meeting at The Facility | 7 PM |
| 7 Fun Float at SYC | 9 am |

See more details in the expanded calendar section at the newsletter end.



Read more about members' projects.

From the Bridge

Steve Sunich

Well, it has been a busy late summer. I missed the September newsletter so my apologies. Thanks to everyone that contributes to writing articles and taking photos that cover the meetings, fun floats and events. To make up for it, there is a lot to report this newsletter. We have had two fun floats and two other events over the last two months.



Some good news also, is that we gained three new members this summer; Pam Deer, Bill Brooks and Cedric Wong. Welcome to the club and we hope you can tap the wealth of information that this club provides.

In the last SSMANA (Scale Ship Modelers Association of North America) newsletter, I was impressed with the activities and projects of other clubs around the country. Please join the SSMANA to support our national organization. You will find that just the newsletter is worth the dues. I also encourage you to write articles about your projects for the SSMANA and get them exposed to others around the country. When you join, please provide Bryan Morse or myself with your SSMANA member number.

Meeting Minutes – September 5, 2024

By Steve Sunich and Chris Merrill

Photos by Robert Osmond

Seventeen members gathered for the 7 PM meeting. We started the meeting with the Treasurer's report. We are doing fine for now but will still need revenue from the regattas and dues to keep up.

Robert Osmond, Keith Schermerhorn, Pam Deer, Bryan Morse and Steve Sunich attended the Olympia Harbor Days which was a really fun event.

The fun float date is a little different as it is September 14th, a weekend later.

The Fall Fishermen's Festival is on September 28th. That is also a great event.

New member, **Bill Brooks**, attended his first meeting and joined the club. He is involved in the Virginia V foundation and is on the bridge crew. We met Bill at the Olympia Harbor Days as the Virginia V was there.

Chris Merrill is coordinating a 3D modeling and scanning class with the Edmonds College.

- **3D Scanner Orientation class on November 14, 2024.**
- 6.00pm to 8.00pm at The Facility Makerspace is in part of the Edmonds Community College buildings (Monroe Hall) located at: 6606 196th Street SW.
- Lynnwood, WA. 98036.
- Cost is \$50/person
- This orientation clears you for independent access to our NextEngine Scanner.
- Do you have a complex object you want to reproduce? Maybe you're designing a new part that needs to mate to an existing structure? What if you've created a physical prototype you want to refine in CAD?
- 3D scanning enables you to bring real-world objects into the digital world.
- If you are interested in embracing this amazing new technology our Basic Equipment Operation (BEO) Orientation gives you everything you need to know to turn physical objects into 3D models on your computer. In this 2-hour orientation you will learn how to use the 3D scanner as a key link in our breakthrough atoms>bits<atoms workflow.
- There are no other prerequisites for this orientation. To register, click on the next available date (highlighted in green below) and check out through the shopping cart.

We need to sign up more members on the online system Meetup site. Klaus has posted more videos.


Steve thanked those who helped with the regattas and fun floats. They could not function without this help.

We went on to **Show and Tell**:

Klaus Bellon borrowed a laser cutter and showed us an example. He can cut parts for anyone interested.



New member, **Bill Brooks**, showed us his model of a Nordic Tug. He knows one of the owners of Nordic Tug who built the hull. This includes all of the running gear and Bill is looking for help in getting this model going and is welcoming any help.



Mike Gullikson has a 5' long hull that he needs ideas on what to do with it. The picture is worth a thousand words.



Paul Williams had a rain umbrella from the Chicago Ocean Marine Association with a drawing of an ore bulk lake freighter ship on it. He was giving it away and **Richard Lenington** took ownership.

Meeting ended at 7:45 pm.

Meeting Minutes – October 3, 2024

By Steve Sunich

Photos by Robert Osmond and Steve Sunich

Steve Sunich called the meeting to order.

Dave White gave a quick treasurer's report. He also hinted at the possibility of a dues increase. Steve mentioned that this is not a great option with membership dropping but might be necessary for the club to survive. Hopefully, the funds generated at the regattas will help pay the bills. Personal donations were encouraged if members would like to clean out their shops and donate items they do not need.



Steve made his plea for persons to join the Scale Ship Modeler's Association of North America, the national organization. He passed around a journal in case persons have not seen one before.

We are looking for a new president as Steve has done it for 2 years. He offered to still help with the chores but needs a new figure head. The other previous officers have all agreed to stay on the bridge.

Chris Merrill updated us on the 3D printing class to be held at the Edmonds College Maker's Space. He is coordinating and Steve will send out an e-mail blast with the information. There may be 10 interested members at this point.

There is a new R/C swap meet at the fairgrounds in Monroe on October 26th and 27th. At the same location the 2025 Northwest Model Hobby Expo is now scheduled for April 11th to the 13th. We will need to make some design modifications to the pond after using it for the first time at the last show. It worked fine but could have some improvements made. More to follow later. We considered a pump purchase but with other volunteers' pumps we need to coordinate as we get closer. We will also need a carpet pad and liner to be purchased.

Steve mentioned that the salvage ships and docks that we use at our two regattas need repair and volunteers will be needed.


We went on to Show and Tell.

Robert Osmond kicked it off with a collection of drum sander drums for anyone whom was interested in taking them.



He had a Navy pontoon boat that is used to push things around.

Robert also talked about glues and putties that he brought.



Additionally, he had some light bodies if anybody wanted any.



Robert also brought some power tools to give away to those interested.

Steve Sunich brought his 1930's tugboat converted to a yacht. He had not made much progress since the last time he showed it. But it now has a cabin and pilot house. He showed a picture being used for the scratch build.

Robert Wickham brought the ferry boat used at the regattas. He generously made repairs to it with new motors, wiring, rebuilt cabin and the addition of toy cars. Thank you, Robert.



Jon McCool brought some model boat magazines and a model ship book for anyone interested.



Fun Float September 14, 2024

By: Chris Merrill

Photos by: Robert Osmond

The NW RC Ship Modelers held another Fun Float on a crisp Saturday morning on September 14, 2024, at the Bellevue, WA Downtown Pond. The weather was overcast but not raining while we were boating. Most folks began to set up around 8:30 am and we had 14 members in the group photo below. We were treated to donuts brought by **Bryan Morse** along with his popup tent. Thank you. **Robert Osmond** commented that "Lono" the Polynesian god of rain and several other aspects of life was present in his Ziplock bag and did his job. It rained before 9:00 am then stopped and did not rain until we had left at 11:30 am".



Kim Lorenz who is a past Commodore for the Seattle Yacht Club came and we will hopefully gain a new member as he plans to sign up. He was running his Southampton tug which is in the group photo.

Cedric Wong was there with his Robbe fishing boat, which is very nicely finished. He and his wife moved here a couple of years ago from Hong Kong. He built and ran the fishing boat there.




Robert Wickham was present testing a new motor in the Marve Walden Ferry boat. He said it should be a little faster and use less power. It had an accident when it fell off Robert Osmond's wagon and broke the roof panel. Robert said he should have had it lashed down. Everything turned out okay.

Bill Heath came with his tug *Invader* and made some adjustments while driving it.



Robert and Marge Newell had their 2 scratch built boats on the water; a beautiful white cruiser and the Cool runabout. **Jon McCool** is also in that picture.



Robert Osmond came with a new floating dock structure for anyone to get in some practice navigating. It was very light and portable with the pier weights serving to anchor it. It worked quite well. I took some video of it and will work with Klaus Bellon to edit and post. A few of the pond ducks also tried it out.

We had many types of models on display or on the water. See the set of photos at the end of this article. Even with the cloudy weather many interested people from the park stopped by to check us out.

I came with my Harbor tug and blue barge which I had outfitted with my son's borrowed GoPro7 camera after getting the software setup on a spare cell phone and some training the day before for him. Everything worked fine this time around and I got 3 or 4 video clips to work with Klaus. One clip was with the camera facing the tug as I ran amongst the other models. It captured many boats and members on the edge of the pond. I then turned the camera to point to the stern and asked for us to try a boat parade. That worked well for about 2.5 minutes and nice results until the camera battery was drained. I had the WiFi connection on for 45 minutes. Lesson learned! It was a successful trial that I hope to repeat next year for our Regattas and maybe even a night float. I am looking forward to the next fun float in October here and the winter events at the Seattle Yacht Club.



Here are some more of Robert's photos of members and boats:



Fun Float October 5, 2024

By: Steve Sunich

Photos by: Steve Sunich

The weather cooperated again for our last fun float of the year at the downtown pond in Bellevue, WA. We had a great turnout with a huge variety of boats. There must have always been a dozen boats on the pond.



Robert Osmond contributed the docks for some practice. Another of **Bill Heath's** creations, a yellow and white tug, that I have not seen before.

Harlan Winslow came down from Port Angeles to join us. I am glad we are important enough for him to make that trip. Anyway, the float went quite late with everyone packing up around 11 am or so.



Robert Osmond always brings a load of stuff and runs a lot of boats. Fun floats are the definition of taking it easy.



New member Cedric Wong brought his beautiful sailboat. Later in the day the wind came up and he sailed well.

Burnaby Association of Marine Modellers Regatta 2024 August 18, 2024

By Robert Osmond

Photos By: Robert Osmond

The Burnaby Association of Marine Modelers 65th Regatta held in Central Park, in British Columbia, Canada.



Our club was well represented by **Harlan Winslow** from Port Angeles, **Ken Shapiro** from near Bellingham, **Keith Shimerhorn**, and **Robert Osmond**. This is the most members we have had at their regatta for several years. Maybe we can get some of them to come down to our events in the future?



There were many fine models on display.



Dan Kachur had a spectacular Disney Nautilus that he had made from scratch (see photo). He originally made one just like this 9 years ago from balsa and fiber glassed it. He made and installed the thousands of rivets shown on the outside of the hull, later selling it. But he had made a mold of the it and used that mold to make this one all is

fiberglass. It has a detailed 1 ½" tall Captain Nemo at the wheel whose arms move with the wheel when it turns as the rudder is moved. The engineer next to him moves the throttle levers forward and back corresponding to whether the boat is moving forward or astern. He even has a tiny Kirk Douglas push his head up out of the hatch by the dingy on the deck when surfacing. It has many other moving and functioning features. It has a Giant Squid which he attaches when the boat is on its stand.



Another exceptional model was Klobus De Villers with his crane barge (see photo). It is all scratch built. It has a fully functioning crane, detailed pilot house, deck equipment and can raise and lower the two spuds (the large moveable posts on the starboard side). These would be lowered in the water where shallow enough to anchor the barge in place while it is doing its work. Klobus also had a very fine scratch built Windermere steam Launch, which is powered by a finely made French steam engine and boiler.



The Regatta had several events: A sailboat race, navigation competition and team towing with one of the clubs large coastal fuel tankers modeled after ships that delivered fuel to outlying communities in the area. Keith and I competed in this and were successful. We did not take out any docks and had no sinkings to report. They also had a Tugboat Race with quite a few tug boats. I was fortunate enough to win this race with my British adaptation Invader I am working on,





They are a very hospitable group and is always have many different model boats to see if you get a chance to visit some time.



I think this is a very interesting photo of my tug speeding in the water. I had to zoom in my camera a lot because it was a long way away. Looking at the height of the water at the bow, and the water drawn down on the side back to the stern, and the high wave at the stern, it shows that the tug cannot go any faster without going under water at the bow and the stern. It might be interesting to the members to see a boat at "max hull speed" in a tug race. Not a clear photo but it is zoomed in quite a bit.

Olympia Harbor Days, August 30, 31, & September 1

By Steve Sunich

Photos By Keith Schermerhorn and Robert Osmond

Five of us attended the Olympia Harbor Days in the city of Olympia, Washington. **Bryan Morse, Keith Schermerhorn, Pam Deer, Robert Osmond** and **Steve Sunich** represented our club. We had about 15 boats and two tents. This was a great event with a lot of spectators. We were very busy talking to a variety of people the entire two days. We were also able to run in the small pond provided by a former member. This show had great access to load and unload along with nearby hotels. Robert also visited the miniature tugboats and took some pictures.




Fisherman's Fall Festival, September 28, 2024

By: Steve Sunich

Photos By: Robert Osmond and Steve Sunich

Three of us attended the Fisherman's Fall Festival at the Fishermen's Terminal in Seattle. **Robert Osmond**, **Keith Schemerhorn** and **Steve Sunich** brought boats. We had two tents and with about 15 boats. This event was fun as there were many spectators and we talked with people all day long that were interested in our boats. There was also a nice running area very close to our tent. We all ran boats at some time during the day. The food was great.



2024 Northwest Remote Control Ship Modelers Events Calendar

Remaining "???" dates and times will be listed as the year progresses. (Update 11/3/2024)

JANUARY

- | | | |
|---|------------------------------------|------|
| 4 | Meeting at The Facility Makerspace | 7 pm |
| 6 | Fun Float at Seattle Yacht Club | 9 am |

FEBRUARY

- | | | |
|---|------------------------------------|------|
| 1 | Meeting at The Facility Makerspace | 7 pm |
| 3 | Fun Float at Seattle Yacht Club | 9 am |

MARCH

- | | | |
|-----|---|------|
| 2-3 | Miniature Show - www.seattleminiatureshow.com | |
| 7 | Meeting at The Facility Makerspace | 7 pm |
| 9 | Fun Float at Seattle Yacht Club | 9 am |

APRIL

- | | | |
|----|--|---|
| 4 | Meeting at The Facility Makerspace | 7 pm |
| 6 | Fun Float at Bellevue Downtown Park (?) | 9 am |
| 11 | NW Hobby Expo - Pond Setup | 9 or 10 am |
| 12 | NW Model Hobby Expo, Monroe | Noon to 6 pm |
| 13 | NW Model Hobby Expo, Monroe | 9 am to 6 pm |
| 14 | NW Model Hobby Expo, Monroe | 9 am to 3 pm |
| 18 | Twilight Float at Bellevue Downtown Park | Sunset Only boats with lights can run after dark. |

MAY

- | | | |
|---|--|------------------|
| 1 | Seattle Yacht Club Opening Day Fun Float | 9 to 3 Wednesday |
| 2 | Meeting at The Facility Makerspace | 7 pm |
| 4 | Fun Float at Bellevue Downtown Park | 9 am |

JUNE

- | | | |
|-----|------------------------------------|-------------|
| 1-2 | Anacortes Waterfront Festival 2024 | 10 to 6 |
| 6 | Meeting at The Facility Makerspace | 7 pm |
| 8 | NWRCSM's Model Boat Regatta | 8 am – 4 pm |

JULY

- | | | |
|----|-------------------------------------|---|
| 6 | Fun Float at Bellevue Downtown Park | 9 am |
| 11 | Meeting at The Facility Makerspace | 7 pm (Instead of July 4 th) |

AUGUST

- | | | |
|-------|---|---|
| 1 | Meeting at The Facility Makerspace | 7 pm |
| 3 | NWRCSM's Tug Boat Regatta | 8 am – 4 pm |
| 14 | Twilight Float at Bellevue Downtown Park | Sunset Only boats with lights can run after dark. |
| 18 | BAMM Regatta. see www.bammrc.com for details. | |
| 30-31 | Olympia Harbor Days (and Sep. 1) | |

SEPTEMBER

- | | | |
|----|-------------------------------------|--------------|
| 5 | Meeting at The Facility Makerspace | 7 pm |
| 14 | Fun Float at Bellevue Downtown Park | 9 am |
| 28 | Fishermen's Fall Festival | 11 am – 6 pm |

OCTOBER

- | | | |
|-----|--|-------------------------------|
| 3 | Meeting at The Facility Makerspace | 7 pm |
| 5-6 | Lynden Lions Club Model Train & Toy Show | (See their website for times) |
| 5-6 | Bellingham SeaFeast | (See their website for times) |
| 5 | Fun Float at Bellevue Downtown Park | 9 am |

NOVEMBER

- | | | |
|---|------------------------------------|------|
| 7 | Meeting at The Facility Makerspace | 7 pm |
| 9 | Fun Float at Seattle Yacht Club | 9 am |

DECEMBER

- | | | |
|---|------------------------------------|------|
| 5 | Meeting at The Facility Makerspace | 7 PM |
| 7 | Fun Float at Seattle Yacht Club | 9 am |

The Facility Makerspace

Our meeting location is in part of the Edmonds Community College buildings (Monroe Hall) located at:

6606 196th Street SW.
Lynnwood, WA. 98036

Meetings are the first Thursday of the Month. More information on this facility can be found at <https://facilitymade.com/>

2024 Club Officers





	President: Steve Sunich	Webmaster: Allan Wing
	Vice President: Richard Lenington	Skagit R/C Meeting Contact: Keith Schermerhorn
	Treasurer: Dave White	YouTube & Meetup Master: Klaus Bellon
	Membership Database: Bryan Morse	Newsletter Editor: Paul Williams



Photo by Allan Wing

Our club meeting location is in part of
the Edmonds College building
(Monroe Hall) located at:

The Facility Makerspace
6606 196th Street SW.
Lynnwood, WA. 98036

More information on this facility can be
found at <https://facilitymade.com/>