



The Bilge Pump

The Official Log of the Northwest R/C Ship Modelers
www.shipmodelers.com
email to info@shipmodelers.com

May 2025

Look Ahead Events

JUNE

- 5 Meeting at The Facility 7 pm
- 7 Fun Float at Bellevue Pond 9 am
- 7-8 Anacortes Waterfront Festival
(See their website for times)


JULY

- 3 Meeting at The Facility 7 pm
- 16 Twilight Float at Bellevue pond Sunset
Only boats with lights can run after dark.
- 31 Meeting at The Facility 7 pm

AUGUST

- 2 NWRCSCM's Navigation/Tug Boat Regatta
8 am – 4 pm
- 17 BMM Regatta
- 27 Twilight Float at Bellevue pond Sunset
Only boats with lights can run after dark.
- 29-31 Olympia Harbor Days, see notice in newsletter.

See more details in the expanded calendar section at the newsletter end.



Read more about members' projects.

From the Bridge

Richard Lenington

Well, we have had a very busy start to the month. May began with our meeting with 19 people attending and then our first fun float of the year at Bellevue with 22 pilots. It was a very nice day.

The water polo boat match went very well. Robert Osmond's two boats dominated the event on both sides. Thank you, Robert, for bringing an additional boat. I think that everyone had a good time. Next time I think we should try pushing items around the pond and maybe through gates. The rain held off just long enough. I hope the night float went off well. I had to work very early the next day.

The Hobby Expo had a good turnout for all 4 days with setup, staffing the booth and then the takedown. I have had some members letting me know that the cost and time to do it may not be worth the rate of return. So that is something that we will discuss at next meeting.

The Fun Float was April 30th at the Seattle Yacht Club.

We also need to start the planning and prep for our club Regatta. This is coming up in August 2nd.

Next Show & Tell -- Ship Lights

At our June meeting's Show and Tell, **Robert Osmond** will discuss the light locations on ships and tugs and which ones to have on when running. He is bringing examples and photos. This will help our models to have correct ship light configuration for night running and night floats. Plus when your boat is on a stand, what you could have running if you like lots of lights.

Meeting Minutes – May 1st, 2025

By Richard Lenington and Robert Osmond

Photos by Robert Osmond



The meeting started at 7:00 pm with 19 members present at The Facility Makerspace location on the Edmonds Community College Lynnwood.

The first item was about the Hobby Expo. How to improve it. Items like the noodle boat's reliability and ways to get more people to come to our area so we can get more members. It was felt that we spend a lot of time and money at the event with little rate of return. There was a discussion about should we have or not have the pond next year. Is it worth the effort? Does it help us get new members? There is a cost to the club to purchase a new liner each year. It takes a lot of work to set up and take down the pond. No decision was made. Are there other ways to get people involved? Maybe selling springer kits at the fun floats and regatta. The cost would be about \$35.00 for just the basic hull.

We have started planning the club regatta on August 2, 2025. It was brought up that we are trying to see if our regular sponsors are willing to help again. **Steve Sunich** offered to investigate that. We also talked about plaques, trophies and 50 single award labels cards for participants. Course will be designed by **Robert Osmond**. Two judges are needed and **Bryan Morse** volunteered to be one. A person is needed to head up the raffal ticket sales. A silent auction is for big items to help earn money. **Dave White** volunteered to be the harbor master.

Night float is May 14 and Chris volunteered to bring buoys and batteries

We now have a new VP and it is **Jon McCool**.



Show and Tell

Richard Lenington showed an 80 inch frigate class destroyer hull that was donated to the Club for sale.



Bryan Morose talked about rust prevention. Featuring the latest advances in Polar Bonding and Fluid Thin Film Coating (FTFC) technologies. People Oil CorrosionX Spray.

Chris Merrill first asked for suggestions on ways to set up his Springer for a pusher to retrieve a sailboat. Members suggest a spacing of seven inches between door stops. He also showed us the sailboat, Tradewinds class 36, that he got from Fred Row.



(Chris was kind and sent the editor additional information about the sailboat and it is listed after the meeting minutes.)

Robert Osmond offered a springer for free, showed his sailboat he built some years ago, and a box of toys.

(Attached are Robert's meeting photos. Below is more about his show and tell, sailboat model, some old photos from our club, and idea about earthquake proofing our boats on shelves, and photos of models at the recent Annual International Plastic Modelers annual show in Renton. -- Editor)

Robert show and tell was the sailboat with the gray deck and white hull. It was a vacuum formed styrene kit, with a separate deck, hull, and keel. I filled the keel with shot, made the mast out of two pieces with a groove inside so I could pull the bolt rope for the mainsail up and down. The gooseneck is a piece of stainless steel that I cut and polished,. The blocks are made from sheet styrene. The booms like the mast are oak with a router rounding the edges. It has a servo for the rudder and another which I modified so it would spin in either direction as many turns as were needed to pull in the main sail and jib sail; I built it in Dallas in 1986.



Attached are some old club photos of a unique shallow draft tug (2) photos and **Ron Burchett** riding on a large model of an ocean going barge (3) photos.






Some photos from the International Plastic Modelers annual show in Renton. Some 6 or 7 inch long very detailed model boats and other types of models were on display.






Earthquake resistant shelving for model boats. My idea for my boat shelves is to have a stop that are a 1 1/2" tall piece of wood trim with screws up through the bottom of the shelf. Others are small long pieces of wood held to the top of the shelf with double sided tape. These are to try to resist a boat bouncing off a shelf and breaking during an earthquake.



Chris' Additional Show and Tell Information about the Sailboat.

It is about the sailboat I brought from long time member Fred Row. The boat is a 20 – 30 years old Trade Winds model which was originally set up with just one servo for rudder control. Fred had started to sand the hull and make other part repairs but could not continue, so I got it as is to figure things out. As it happens some of our members were knowledgeable with suggestions. I found the owner's manual online from a search after being told it was a Trade Winds 36.

I brought the sailboat without sails rigging to the NW Hobby Expo for a float test after I had applied a fresh coat of red paint to the hull. I was able to bind the RC rudder controls after I got some assistance from Bryan Morse to get the airplane based transmitter to do a new model profile. That transmitter is the one I got at a Regatta ticket raffle 4 years ago.



I then resized some rubber bands to hold the 2 covers on and brought the mostly untangled sails and rigging to the April 30 Seattle Yacht Club event for more assistance from other captains. With their help and suggestions, we got it rigged and ready for sea trials. I had a small keyring in my toolbox that substituted for the missing fishing latch. My thanks to all who helped and to Marge Newell for her photos too. Potential new member Jeff was my extra pair of hands during the rigging untangling.



The SYC location had plenty of wind and after some boom travel adjustments that boat was zipping back and forth, so I must have retained some skills from my youth summer Sailfish outings. Since we got the rigging setup correctly, I was too afraid to take it apart so I transported it fully rigged home and to the meeting and then on to other events. I am planning to complete the minor repairs and apply a fresh coat of golden-brown paint to the deck surface. Then later I will shop for a second servo with longer arms to go into advanced sailing with sails controls later this year, but right now it is just fun with only rudder control.

I am looking forward to more sailing practice at the next fun floats in May at the Bellevue Pond.
Chris Merrill

Seattle Yacht Club Opening Day Fun Float – April 30, 2025

By Steve Sunich

Photos by Darlene Wing, Marge Newell, & Robert Osmond

Wow, we had a great turnout with great weather for our all-day fun float at SYC. We had about a dozen participants who displayed and ran models ranging from sail to tugs, steam to yachts and ships to military craft. This was held on a Wednesday prior to the SYC Opening Day of Boating Season. It is a week-long celebration for which we are privileged to participate. SYC invites us every year and they love having us there as it is a great boating related event. The whole club house is available for our use as we had lunch and toured the SYC models in the Heritage Room of SYC. SYC provided tables, tents, power and a place to run. What a great venue.





At one point we had new member **Paul Lowe** and **Robert Osmond's** steam launches running at the same time.



Participants ran almost all day wrapping up around 4 pm. Thanks to SYC for inviting us.

Fun Float May 3, 2025

By Robert Osmond

Photos by: Darlene Wing and Robert Osmond





Twelve captains showed up at Bellevue City's Downtown Park pond on the official day of the "Opening of Boating Season" in the Northwest USA.


I had heard that there were quarters on the bottom of the pond, so I accidentally dove in the lake when the step stool collapsed. The pond is not deep enough to enjoy the swimming though, so I just set up the course instead. No quarters were to be found, just lots of green water. I am going to nut and bolt the step stool in the locked position from now on. Everyone was a lot of help when I was all wet, "Thank you all". A nice fellow named Viktor from across the street even volunteered to let me use his shower to clean up. I did not do that, but it was a nice offer. Later he brought over dry shirts and a jacket for me. Maybe we can get him interested in RC boats. I told him, before I got wet, that he could run the Pacific. Maybe next time.

PS.. My apple phone and electronic keys still work after the swim.



We had a rousing game of Springer Polo with 7 boats competing and two new boats observing from the side lines to cheer us all on in our race for the soccer ball and "Eternal Glory" for making a goal. All but one of the boats that started was still running at the end which is good considering the Rock Up Sock Up game we play. We stopped occasionally; captains drained the water they had taken on when a boat corner had been partially under water.





More typical boat running was also taking place.

Harlan Winslow brought his very nice tug *Lakota*.



Lee Buse had his barge and Lord Byron type yacht, as well as a new digital readout for many kinds of data that his boats will be transmitting to his radio in the future.



John Nygaard was there with his zippy personal watercraft, and two very nice mahogany runabouts that he made quite a while ago.



Cedric Wong had his remodeled springer that "Doc" made a long time ago. He was scoping out the Polo action to try "next time".



We had a guest and potential New Member, **Jeff**, who races boat with Richard and has a couple of scale boats already. He said that the Polo was the most fun he has every had with RC boats, and wants to build a springer right away.



Richard Lennington was running his polo boat and practicing strategy to head off the boat that had the ball.

Chris Merrill had his springer that **Allan Kinsman** had made to push large barges. It got too hot to continue and dropped out. Though "too hot" is the main word heard in reference to Chris's fast boats. **Jon McCool** was there with his "Frozen" springer keeping an eye on the goal posts for us.



Robert Wickham had is very sleek/quick varnished polo boat, which always runs well.



Allan Wing had his "*Red Terror*" which he has slowed down to give us a chance at a goal, it takes water on by the prop and squirts it out the side like a bilge pump.



Pat Plueard was running boats somewhere on the pond, but I don't remember which boats he had, Sorry.

Twilight Float May 14, 2025

By Robert Osmond and Chris Merrill

Photos by: Robert Osmond, Chris Merrill

The first night float of 2025 was attended by six captains at the Bellevue Downtown Park pond in Washington at dusk. The rest of you missed a lovely evening of RC boating under the lights.

Chris Merrill and his son, **Evan**, were having a good time with Chris's Japanese PT boat. Chris also did a great job of trying to light up the pond with all his lighted buoys which were appreciated by our members and the guests running our boats on the pond. **Robert and Marge Newell** were there with their "*Steamboat Willie*" and the "Blackout Runabout" with the flashing lights, left over from his Disco days no doubt. **Kevin Nolet** was there with I believe, his *Sarah* large tugboat which had a festive Christmas Parade theme lighting, testing how long batteries will really run in a large boat. He did find out and need a push to shore, with his lights still blazing and making him easier to find out in the dreaded Bellevue Pond maelstrom. **Jeff Pocha** took a turn at my Pacific and *Toe Boat*, snaking between the buoys with the panache of a fast electric race boat driver with practice avoiding overturned competitors.



I did not get many photos due to the many interested children, boys and girls, which all did quite well running my boats. I ran my surfer till the dark came on the pond and then had my *Toe Boat*, *Pacific* and *Pond Patrol* boats which have an appropriate rotating flashing red light to attempt to patrol the pond. My *Pond Patrol* also needed a push from the dreaded Bellevue Pond maelstrom when it momentarily quit running. Besides the many children, both boys and girls, even a couple of fathers and mothers were interested in running boats all of which I turned down the power to 30 or 50% before letting them run the *Pacific* and *Toe Boat* with its brightly lighted Banana on the front of the superstructure. One lady, Stephanie, said she thought this hobby seemed interesting and might come back for the August Regatta. We closed up in time to leave about 10:00 pm. The weather was just a forecast, clearing, no rain and 63 degrees. We can only hope the other two night floats have as good of weather.

Chris Merrill arrived early around 5:30 pm to get a close parking spot and eat a sandwich before set-up. There was a great breeze for him to test his rigging adjustments to the red Trade Winds sailboat as he had the whole pond to himself. It was working well and trials were successful. He also brought his Harbor tugboat and blue

barge on which he mounted a bicycle headlamp for the night float. He also, like Robert let others drive his Tugboat.

Like father like son, Chris's son, Evan, enjoyed the Japanese PT boat for its speed but the boat's steering linkage loosened up just enough to make it turn to starboard only and limited his fun.

Here is a picture of the buoys getting ready for the night float.



Robert Wickham has been working with **Lee Stewart's family** on selling his model stuff. There will be a table at the Hobby Expo where this will be displayed and sold. As a heads up, I am attaching the inventory and pictures of some of the things that will be sold. Contact Robert Wickham for more information.

[illegible]

Olympia Harbor Days

The logo for Olympia Harbor Days is a circular emblem. In the center is a detailed illustration of a tugboat with a red hull and white superstructure, sailing on blue waves. The words 'OLYMPIA HARBOR DAYS' are written in a circular path around the top of the emblem. Below the tugboat, the text 'PUGET SOUND TUGBOAT RACES' is written in a smaller arc, and 'EST. 1974' is at the bottom.

NWRCSM will have a table with Keith Schermerhorn displaying boats. Vic Lanza's family sets up several tents with his boats displayed and a small pond for running their boats. For more information about our display area, please contact Keith.

2025 Northwest Remote Control Ship Modelers Events Calendar

Remaining "???" dates and times will be listed as the year progresses. (Updated 5/28/25)

JANUARY

- | | | |
|---|------------------------------------|------|
| 2 | Meeting at The Facility Makerspace | 7 pm |
| 4 | Fun Float at Seattle Yacht Club | 9 am |

FEBRUARY

- | | | |
|---|------------------------------------|------|
| 6 | Meeting at The Facility Makerspace | 7 pm |
| 8 | Fun Float at Seattle Yacht Club | 9 am |

MARCH

- | | | |
|-----|---|------|
| 1-2 | Miniature Show - www.seattleminiatureshow.com | |
| 6 | Meeting at The Facility Makerspace | 7 pm |
| 8 | Fun Float at Seattle Yacht Club | 9 am |

APRIL

- | | | |
|----|--|------------------|
| 3 | Meeting at The Facility Makerspace | 7 pm |
| 5 | Fun Float at Bellevue Downtown Park | 9 am |
| 10 | NW Hobby Expo - Pond Setup | 9 or 10 am |
| 11 | NW Model Hobby Expo, Monroe | Noon to 6 pm |
| 12 | NW Model Hobby Expo, Monroe | 9 am to 6 pm |
| 13 | NW Model Hobby Expo, Monroe | 9 am to 3 pm |
| 30 | Seattle Yacht Club Opening Day Fun Float | 9 to 2 Wednesday |

MAY

- | | | |
|----|---|--|
| 1 | Meeting at The Facility Makerspace | 7 pm |
| 3 | Fun Float at Bellevue Downtown Park | 9 am |
| 14 | Twilight Float at Bellevue Downtown Park | Sunset Only boats with lights can run after dark. |

JUNE

- | | | |
|-----|-------------------------------------|-------------------------------|
| 5 | Meeting at The Facility Makerspace | 7 pm |
| 7 | Fun Float at Bellevue Downtown Park | 9 am |
| 7-8 | Anacortes Waterfront Festival | (See their website for times) |

JULY

- | | | |
|----|---|--|
| 3 | Meeting at The Facility Makerspace | 7 pm |
| 16 | Twilight Float at Bellevue Downtown Park | Sunset Only boats with lights can run after dark. |
| 31 | Meeting at The Facility Makerspace | 7 pm |

AUGUST

- | | | |
|-------|--|--|
| 2 | NWRCSM's Navigation/Tug Boat Regatta | 8 am – 4 pm |
| 17 | BAMM Regatta See www.bammrc.com for details. | |
| 27 | Twilight Float at Bellevue Downtown Park | Sunset Only boats with lights can run after dark. |
| 29-31 | Olympia Harbor Days -- See www.harbordays.com for details. | |

SEPTEMBER

- | | | |
|-------|-------------------------------------|-------------------------------|
| 4 | Meeting at The Facility Makerspace | 7 pm |
| 13 | Fun Float at Bellevue Downtown Park | 9 am |
| 13 | Fishermen's Fall Festival | 11 am – 6 pm |
| 27-28 | Bellingham SeaFeast | (See their website for times) |

OCTOBER

- | | | |
|-----|--|-------------------------------|
| 2 | Meeting at The Facility Makerspace | 7 pm |
| 4 | Fun Float at Bellevue Downtown Park | 9 am |
| 4-5 | Lynden Lions Club Model Train & Toy Show | (See their website for times) |

NOVEMBER

- | | | |
|---------|------------------------------------|------|
| 6 | Meeting at The Facility Makerspace | 7 pm |
| 8 or 9? | Fun Float at Seattle Yacht Club | 9 am |

DECEMBER

- | | | |
|---|------------------------------------|------|
| 4 | Meeting at The Facility Makerspace | 7 PM |
| 6 | Fun Float at Seattle Yacht Club | 9 am |

You are welcome to contact us by email at info@shipmodelers.com and attend one of our meeting or fun floats.

The Facility Makerspace





Our meeting location is in part of the Edmonds Community College buildings (Monroe Hall) located at:

6606 196th Street SW.
Lynnwood, WA. 98036

Meetings are the first Thursday of the Month. More information on this facility can be found at

<https://facilitymade.com/>

2025 Club Officers

	President: Richard Lenington	Webmaster: Allan Wing
	Vice President: Jon McCool	Skagit R/C Meeting Contact: Keith Schermerhorn
	Treasurer: Dave White	YouTube & Meetup Master: Klaus Bellon
	Membership Database: Bryan Morse	Newsletter Editor: Paul Williams

You are welcome to contact us by email at info@shipmodelers.com and attend one of our meeting or fun floats.



Photo by Darlene Wing

Our club meeting location is in part of
the Edmonds College building
(Monroe Hall) located at:

The Facility Makerspace
6606 196th Street SW.
Lynnwood, WA. 98036

More information on this facility can be
found at <https://facilitymade.com/>