



The Bilge Pump

The Official Log of the Northwest R/C Ship Modelers

April 2017

3 Month Events Look Ahead

APRIL

- 6 Meeting at Galaxy Hobby 7pm
- 9 Fun Float – Ctr Wooden Boats 9am
(Sunday)

MAY

- 3 Fun Float - Seattle Yacht Club 9am
- 4 Meeting at Galaxy Hobby 7pm
- 6 Fun Float – Hilton HOA 9am
(Springer contest)

JUNE

- 1 Meeting at Galaxy Hobby 7pm
- 3 Fun Float Location Hilton HOA 9am

Check for latest updates at
www.shipmodelers.com

Notice Board



From the Wheel House

Mel Suelzle

“Babies are the only people that like change”

Change is often something to be avoided at all cost. This even more so with groups such as ours. However the longer we resist change, the greater the benefit that change can bring however imposed. Companies force change to be more competitive or expand in the market. Often companies unwilling or unable to change are overcome by new more vibrant companies and fade away. Companies can impose change by mandate of the leadership. Organizations like ours have to change through more subtle ways. It has been often said that “leading the NWRC group is like herding cats” We are a group of independent thinkers and somewhat set in our ways. Changes occur very very subtly or not at all.

However, change can be imposed upon us. Such is the case with our favorite fun float venue, the Bellevue Downtown Park. The change is anything but subtle. If you look at the latest photos of the renovation project elsewhere in the newsletter, you will see that lots of change is in order for our club. Our grass filled areas are now covered with concrete, parking is more distant and we will navigate longer paths to the pond. All can be viewed as negatives, but we can and will adjust to these negatives as we get dragged (kicking and screaming) into the new situation.

However we should not overlook the positives. No more muddy knees from kneeling while launching your boat. No more sloppy mud in the spring forcing us to move to the graveled areas. The pathways seem to be adequate and very wide to facilitate moving around easily. The work is not finished and I am confident the new additions will be bringing even more folks to the park and spectators to our events. Regardless of the changes to the Bellevue Downtown pond, this will still be the very best place for us to hold our events. It will be a different venue requiring us all to change our habits, but all other venues in the area will still be far less

desirable alternatives. We all need to make adjustments given the more distant parking and pathways to the pond. But change we will and I predict we will one day look back and look favorably on this change.



One important lesson this change has forced us to make is the use of the Seattle Yacht Club as an off season spot for our fun floats. After years (decades) of putting up with other cold and windy venues when the Bellevue pond is dry, we have been at the SYC for the first 4 fun floats of 2017. Everyone who has attended these events comments favorable on the location. Covered areas on the docks, good access to protected waters and even a heated room to visit in colder temperatures. This location is easily accessible by freeway, couldn't be more centralized to

our membership. The only thing that could make this location better is MORE participation by our members. If the SYC agrees, I feel this should become Bellevue is not available.



our default fun float location when

Speaking of the Seattle Yacht Club, have an extended day fun float as visitors to the club as part of the lot of visitors to our display and we or boat displays on and off the nearby with lots of dock carts to the docks. Let's have a record turnout and show our appreciation for the support the SYC has given our club.

on May 3rd, our club will again part of their activities to welcome Opening Day festivities. We get a should try to have a good showing water. Parking is ample and pack boats to a covered area near

So last year was a challenging season. The pond closing early was a negative change. We have adjusted very well to this change. As we get ready to kick off our 2017 season, we will see even more changes. But this time it will be a positive change. Let's all work together to find ways to make it as positive as possible.



From the North End

Keith Schermerhorn

Flowers be blooming, sun starting to shine, and the members of the Skagit Club managed to get another meeting this year with no in climate weather to change things. The meeting started at 7pm with 7 people including a showing by long time member **Len Bainter** who had been absent for a while. The usual comments started the evening and discussions about events to happen and other fun topics ensued. On the table for discussions this month, the upcoming schedule of events. Fun floats for NW R/C Ship



Modelers was discussed including the venue at the Seattle Yacht Club that has been working out well. **Randy** brought us up to speed on the events for this year's Anacortes Water Front Festival that will be held on June 3 & 4 at Cap Sante Marina. Looking at same booth space as last year over in the educational area away from the stage making it easier to converse with visitors. Randy also mentioned the possibility of the Saturday evening potluck up at their place after words as long as Linda can get some help. That has been fun in the past, so let's make it so. **Gordon** sent along the message that the pond at the trailer park is in really good shape this year and they are hoping to keep it that way so we can do the fun float there on Sunday, July 16. This is a fun event where the residence come watch us paly from their back

yards and operate in a well protect pond. This could be a last good warm up before the club regatta after that..... Then there is the usual fun that happens in August. More on that at a later time. **Keith** did mention that there is the opportunity to partake in a new festival in Bellingham on Saturday, September 16 at the second annual Bellingham Seafest, celebration of the food and workings of the local waters. This will be a static display and hope to have a lot of models on display for the day that relate to the Pacific NW Maritime industries. Some time was spent discussing possible locations for fun floats that included private properties. Unfortunately, the private owners were afraid of law suits, even though they were interested. And the use of parks is limited based on fishing/swimming use as well as accessibility due to them being State parks. A few other topics relating to aircraft were mentioned before we changed over to show and tell.

Show and tell had **Keith** starting with a light demo on a mast for another fishing boat that has 15 working lights on it. Most of the lights are LED

made by **Ami** out of Oregon. Then it was on to one of the twin tug builds underway based on a 1/16th Sea Imp hull (not doing that boat). The progress shown was the cages around the nozzles installed along with the props and rudders. Interesting way to set the rudders up for simple adjustments with a set screw to help realign the rudder on the shaft. Following that, he showed the modifications made so far on the PBR RTR model that included: stern light cut in, new decks, removal of molded parts, changing of the forward details, and working lights. Now if that all wasn't enough, also displayed the drawings for a couple of future projects. Both are vessels that the Bellingham Museum has available in the Hanson collection and that is where Keith first saw them. They are for a 50' seiner built in 1938 and the other for a 76' cannery tender built for PAF (Pacific American Fisheries) as the first all steel welded hull on the west coast. Both will be started at a later date once others are completed. With that all done, we packed up, put chairs away and headed for our home ports until the next time on May 1st at the PUD building in Mt. Vernon.


April 6th Meeting Minutes

Dr. Ron Bray

Photos by Allan Wing & Robert Osmond

Commodore, **Mel Suelzle**, called the meeting to order at 1900 hours. A record (28) members were in attendance. **Tom Wilson** was a guest from the Portland club and is building a 1:1 on Whidbey Island.

Bryon Morse spoke about his favorite tools, most of which he uses in watch making. A Stanley small block plane and larger planes were in the mix as well as a spoke shave, woodcarver's knife, cabinet



scrapers, X-acto knives, specialty saws and blades, chisels, specialty files, diamond stone sharpeners,



and a sharpening jig. Discussion followed regarding methods of sharpening

tool blades. For tools being stored for long periods of time he suggested coating them with bees wax to prevent rusting.



Roger Lyons brought in a naval corvette he is hoping to sell.

Gerry Hartman brought in a box of model magazines for those who wished to take them. **Allan Wing** displayed his newly completed



miniature air force boat and showed the miniature motor, ESC, receiver and LiPo battery. It performed very well at the last polo meet.

Tom Stevens showed some fancy aluminum jigs used to align the shafts in Kort nozzles. He also passed around a very antique miniature small spray gun. **Paul Williams** introduced his first model boat build, an Atlantic tug kit with laser cut wooden parts. **Norm Hiatt** presented his Model of the CVA 64 Constellation aircraft carrier and discussed some of the radar functions and operations of the flight deck.

Phil Northrup showed the group his recent purchase of small planetary geared motors. He announced that the only hobby shop in Wenatchee burned down



presumably as a result of overcharging LiPo batteries which caught fire. **Robert Osmond** brought some T shirts for the taking. He acquired some sanding sticks and blocks from a beauty shop which he said are very useful in model building and can be washed with water. He passed around a packet of 36 gauge 7 stranded copper wire for use in miniature lighting projects. The drawback is the \$20 cost for 10 feet. He showed a special Z bending tool for constructing servo arm links.

Following a short break, **Mel** announced that there will be a fun float at the Seattle Yacht club this

Sunday at 9AM. He had a discussion with the Center for Wooden Boats representative and felt that this location would not be a suitable place for fun floats because of their requirements of wearing life jackets, signing waivers and being restricted to a smaller sailing



area. Upcoming events were discussed and are listed elsewhere in this letter. It was announced that the Bellevue pond will be ready for our events after the 4th of July and that the grass has been replaced with concrete. **Mel**

has purchased an A sign to post info regarding our events and to which a box containing new brochures which can be attached by Velcro. The

new brochures were passed around for all to inspect. A new member list was available for pick up and will be in the newsletter. New name badges with the new format were passed out to new members and those requesting replacement. Our

Portland guest left leaflets promoting the Memorial Day fun float on the 27th of May at the Tualatin Commons Lake from 10AM to 3 PM.



Marvin Walden

displayed his newly acquired logo jacket and informed us where to purchase this item. Before concluding the meeting the winning tickets were picked for **Rich Goodrich, Allan Wing and Ed Maurer**. Chairs were stacked and everyone departed at 2020.

Polo Match – March 25th

Mel Suelzle

Photos by Alan Wing

This was the first polo match of the year. Dennis Chinn had his pool all ready for us when we arrived. We had 8 skippers ready to compete in this lively event. The weather was good as weather is these days and can be summarized as; periods of sun and everyone stayed dry EXCEPT FOR ONE! The action was as usual very competitive with the majority of the boats being well matched competitively. Boats and skippers are getting more capable with every meet.



Sam quickly exited the pool in record time and began drip drying on the deck. Dennis, being the

good host his is, loaned Sam some sweats to wear while his clothes were being dried. All of Sam's electronics (phone, keys & hearing aids) survived the dunking as did Sam save for a knee he banged up during his swan dive entry. No further damage other than to Sam's ego occurred. Of course this event was well documented by everyone's camera or phone.



Sam's incident only slowed down the action long enough to get him in dry clothes. The action resumed and save for a few boats being overturned, no further incidents occurred. The action was fierce as usual and all had a good time. Dennis ran his newly configured Yellow Peril boat which now does not have an ESC. He has fashioned



The major event of the day came when Sam Stout tried to retrieve his disabled boat while out on the Jacuzzi wall. Attempting to lift the boat from a narrow perch caused him to lose his balance and make a swan dive into the pool while dropping his boat to the depths.



a servo operated slide switch for on/off performance. When the boat was not upside down, it actually performed well. Dennis soon learned he needs to modify his design so it goes in reverse also. An important function when you get into one of the corners in a “dog pile” Rumor has it the he has corrected the design flaw and will show it off at the next event scheduled for April 22nd. Same time same place! I suspect Sam may bring a long pole or some other device to help retrieve his boat and keep dry in the process.



Builders Tips

Mel Suelzle



Member **Jerry Hartman** has a clever way of using old brass clock gears. He grinds off the gear teeth and makes great hand wheels for brass items such as the fire monitor and steering wheels. For his Dumas models, he laminates the brass wheel with hardwood that fits right in with the mahogany planked models. I have made my own wheels before and getting the correct shape and spacing of the spokes is always a challenge. Using the gear as a form solves both those problems.



CLOTH TATTOO / THE PATCHWORKS



DAVE VANCE

13428 NE 177TH PL
WOODINVILLE, WA 98072
DAVEVANCE@MSN.COM
425-485-3000
425-486-5214 FAX

SINCE 1975

EMBROIDERY | SCREEN PRINTING | DESIGN

Some of you have asked about club jackets to replace those ordered about a dozen years ago. Usually it is a problem to pick a design and cost that suits all members. Marv Walden has investigated a vendor that we gave our club logos so members could visit and select the apparel of their choosing. Marv has visited the location in Woodinville and selected his choice. The store has a complete offer of all type, sizes and prices for a huge selection of products. If you are interested, stop by and check out what they have to offer.

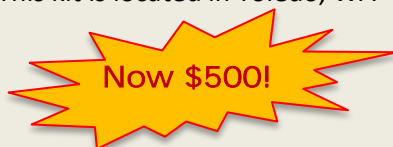
For Sale: *Scale Shipyard Bismarck*

The kit contains all of the components shown on the attached cut sheet plus five rolls of assembly drawings and two books showing the Bismarck armament / deck detail. The total investment in the unassembled kit is \$2,045.00. I would sell the kit for less than 50% of the original cost, say about \$900.00. If interested, please contact Bruce Bray directly:



bbray@toledotel.com
[360-864-4902](tel:360-864-4902)

This kit is located in Toledo, WA



BELLEVUE POND CONSTRUCTION UPDATE

Mel Suelzle

Significant progress has been made on the areas surrounding our pond. Most of the grass on the East side has been replaced with concrete. Get rid of the mud nicely, but preserves the duck poop well!! At least we will not have muddy knees from launching our boats. Thanks to **Dave Kentala** and **Robert Osborne** these photos.



Fun Float – February 4th

Mel Suelzle




Photos by Dave White

Once again the Seattle Yacht Club provided a great place for our fun float. The water was higher and boat launching was easier. While we had access to the covered area, it was not needed as the skies



were mostly clear and overall a pleasant day to run boats. We could have used a few more skippers, but we had an eager and active group on hand. **Norm Hiatt** brought out the carrier The Constellation and it ran very well loosing on a single aircraft on a hard landing. **Steve Sunich's** Invader class boat cruised flawlessly and everyone gave him a wide berth to avoid putting even a slight blemish on his perfect paint job. (Everyone hates to see a grown man cry!!) **Al Kinsman** had his armada of

boats running well. **Bryan Morse** brought his Southampton and let visitor and potential new member, **Eric Selby** get the feel of running a model boat. **Dave White** had the Jezebel and White River running well. I brought my new “cake boat” (Allan B) for a shakedown cruise after repowering. Boat ran real well with the 2:1 belt drive and found that the second set of batteries are not needed and can be replaced with a little ballast. Foolishly I



responded to a challenge of tag with AI. It took only a quick turn to flip my house overboard. Fortunately it landed upside down and being

near water tight, it was pushed to the dock for recovery. To moderate my behavior, I attached one

of AI's 45# boats which definitely slowed the little tug to more scale like speeds. Of course that required a tow line and posed the opportunity to test the underwater winch. Unfortunately that proved very effective and provided plenty time for photo documentation while I was unwinding the tow line. No other notable events occurred except while loading up, **Al Kinsman** sent on of his batteries to the bottom of the bay. The event ended around noon and everyone departed having enjoyed another great day at the SYC.



WANTED – 30” Midwest Maine Lobster Boat or a Cranberry Isle Lobster Yacht kit

Ken Valk

Beginner in search of 30” Midwest Maine Lobster Boat or a Cranberry Isle Lobster Yacht kit She’s a student going for her Master’s Degree in Chemical Engineering & wants to build her 1st boat from a kit. These particular kits were Midwest’s Entry Level, and part of their Success Series with easy to understand instructions & good quality laser cut basswood plank on frame construction. Midwest was sold several years ago & the owners discontinued making boat kits. So these kits have become pretty scarce. **Paul Williams** suggested the Atlantis 21” Fishing Boat which he is currently building. But looks as though she’s holding out for a Midwest kit. Thanks much, I appreciate your help.

2017 Club Information



President Mel Suelzle
president@shipmodelers.com



Webmaster Allan Wing
webmaster@shipmodlers.com



Vice President Bryan Morse
vice-president@shipmodelers.com



Membership Database Paul Williams
membership@shipmodelers.com



Treasurer Paul Williams
treasurer@shipmodelers.com



Newsletter Editor Amos Aarsvold
newsletter-editor@shipmodelers.com



Wellness Committee Tom Stevens
totemtug@comcast.net



Skagit R/C Meeting Contact Keith Schermerhorn
wscherm@fidalgo.net